

2011 ANNUAL REPORT



Mine That Bird – 2009 Kentucky Derby Winner

THE NEW MEXICO RACING COMMISSION
AGENCY 46900

NEW MEXICO RACING COMMISSION

2011 Racing Season

Commissioners:

Arnold Rael Chairman	Albuquerque
Thomas E. "Eddie" Fowler Vice Chairman	Ruidoso
David "Hossie" Sanchez	Belen
Ray Willis	Roswell
Larry Delgado	Santa Fe

Commission Staff:

Julian Luna	Agency Director
Laura Valencia	Budget/HR Manager
Rosemary Leeder	Medication/Racing Manager
Stephen Drake	Manager
Eugene Hurtado	Investigator
Leasa Powers	Investigator
Rita Sandoval	Licensing Administrator
Dinise Rodriguez	Administrative Secretary
Ed Stapleton	Racing Clerk

Stewards:

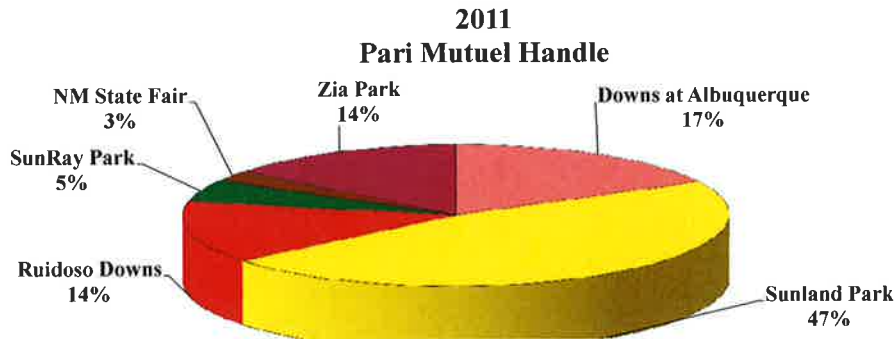
Ed L'Ecuyer	Bob Allison
Kenny Hart	Randy Blaseg
David Keiter	Linda Salinas

Racing Clerks:

Joann Shepard	Shauna Samora
---------------	---------------

2011 PARI MUTUEL HANDLE FIGURES

	DAA	SUN	RUI	SRP	NMSF	ZIA	ISW	TOTAL LOCATION HANDLE
Downs at Alb.								
DAA on DAA	1,698,053			483,855			24,890,677	26,588,730
DAA on SRP								483,855
DAA on SUN		1,318,234						1,318,234
DAA on RUI			726,641					726,641
DAA on ZIA						397,664		397,664
TOTAL	1,698,053	1,318,234	726,641	483,855	0	397,664	24,890,677	29,515,124
Ruidoso Downs								
RUI on DAA	64,047							64,047
RUI on RUI			10,216,322				3,638,207	13,854,529
RUI on SRP				157,699				157,699
RUI on SUN		386,134						386,134
RUI on NMSF					31,960			31,960
RUI on ZIA						131,218		131,218
TOTAL	64,047	386,134	10,216,322	157,699	31,960	131,218	3,638,207	14,625,587
SunRay Park								
SRP on DAA	45,211							45,211
SRP on SRP				986,076			2,701,582	3,687,658
SRP on SUN		200,844						200,844
SRP on NMSF					21,520			21,520
SRP on RUI			115,914					115,914
SRP on ZIA						59,468		59,468
TOTAL	45,211	200,844	115,914	986,076	21,520	59,468	2,701,582	4,130,615
Sunland Park								
SUN on DAA	169,782							169,782
SUN on SRP				367,935				367,935
SUN on SUN		6,687,404					21,034,778	27,722,182
SUN on NMSF					110,723			110,723
SUN on RUI			688,750					688,750
SUN on ZIA						487,138		487,138
TOTAL	169,782	6,687,404	688,750	367,935	110,723	487,138	21,034,778	29,546,510
Zia Park								
ZIA on DAA	53,759							53,759
ZIA on SRP				104,342				104,342
ZIA on SUN		412,414						412,414
ZIA on NMSF					34,236			34,236
ZIA on RUI			364,087					364,087
ZIA on ZIA						2,363,699	4,180,911	6,544,610
TOTAL	53,759	412,414	364,087	104,342	34,236	2,363,699	4,180,911	7,513,448
NMSF								
NMSF on RUI			86,617					86,617
NMSF on NMSF					1,341,455		1,599,612	2,941,067
NMSF on ZIA						94,752		94,752
TOTAL	0	0	86,617	0	1,341,455	94,752	1,599,612	3,122,436
TOTAL RACE MEET HANDLE	2,030,851	9,005,027	12,198,331	2,099,910	1,539,895	3,533,939	59,645,379	90,053,332
RACE MEET HANDLE	2,030,851	9,005,027	12,198,331	2,099,910	1,539,895	3,533,939		30,407,953
OUT-of-STATE MEET HANDLE	2,873,961	50,166,788	8,390,109	3,869,038	1,218,755	16,319,879		82,838,530
TOTAL RACE MEET HANDLE	4,904,813	59,171,817	20,588,440	5,968,947	2,758,650	19,853,818		113,246,485
OUT-of-STATE SIMULCAST HANDLE	24,890,677	21,034,778	3,638,207	2,701,582	1,599,612	4,180,911		58,045,767
TOTAL HANDLE	29,795,490	80,206,595	24,226,647	8,670,529	4,358,262	24,034,728		171,292,251



TRENDS IN WAGERING

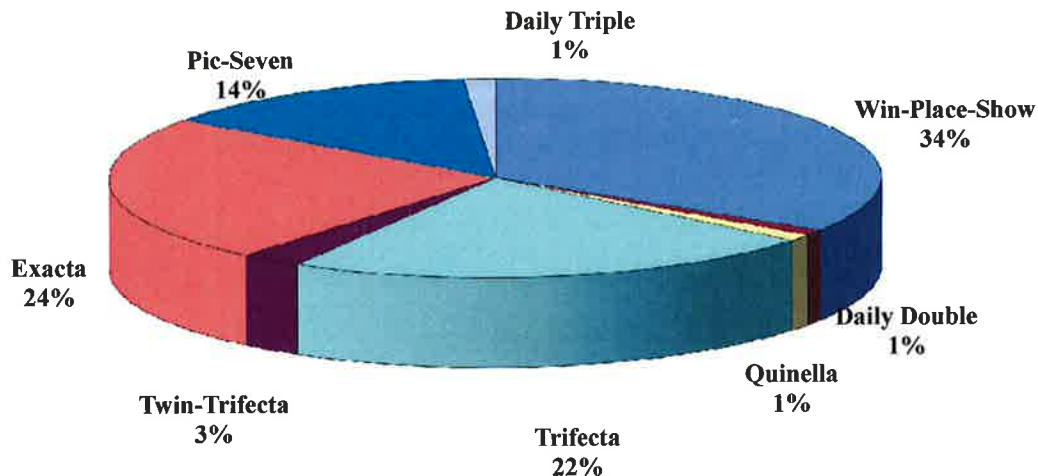
		STRAIGHT PLACE, SHOW	DAILY DOUBLE	QUINELLA	TRIFECTA	TWIN TRIFECTA	
DOLLARS	2011	60,755,517	1,601,343	1,953,226	39,943,573	4,649,068	
% OF TOTAL	2011	34.11%	0.90%	1.10%	22.43%	2.61%	
		EXACTA	ODD/EVEN	PIC-SEVEN SUPERFECTA	DAILY TRIPLE		TOTALS
DOLLARS	2011	42,668,119	0	24,169,702	2,365,092		178,105,640
% OF TOTAL	2011	23.96%	0.00%	13.57%	1.33%		100%

		STRAIGHT PLACE, SHOW	DAILY DOUBLE	QUINELLA	TRIFECTA	TWIN TRIFECTA	
DOLLARS	2010	59,987,716	1,799,247	2,049,218	43,766,841	4,183,672	
% OF TOTAL	2010	32.20%	0.97%	1.10%	23.49%	2.25%	
		EXACTA	ODD/EVEN	PIC-SEVEN SUPERFECTA	DAILY TRIPLE		TOTALS
DOLLARS	2010	46,766,576	0	25,379,596	2,375,556		186,308,422
% OF TOTAL	2010	25.10%	0.00%	13.62%	1.28%		100%

		STRAIGHT PLACE, SHOW	DAILY DOUBLE	QUINELLA	TRIFECTA	TWIN TRIFECTA	
DOLLARS	2009	62,594,365	1,886,785	2,276,573	46,668,367	3,194,927	
% OF TOTAL	2009	32.63%	0.98%	1.19%	24.33%	1.67%	
		EXACTA	ODD/EVEN	PIC-SEVEN SUPERFECTA	DAILY TRIPLE		TOTALS
DOLLARS	2008	48,064,531	0	24,890,796	2,248,226		191,824,570
% OF TOTAL	2008	25.06%	0.00%	12.98%	1.17%		100%

		STRAIGHT PLACE, SHOW	DAILY DOUBLE	QUINELLA	TRIFECTA	TWIN TRIFECTA	
DOLLARS	2008	65,867,246	2,081,518	2,722,709	47,651,233	2,704,527	
% OF TOTAL	2008	33.97%	1.07%	1.40%	24.58%	1.39%	
		EXACTA	ODD/EVEN	PIC-SEVEN SUPERFECTA	DAILY TRIPLE		TOTALS
DOLLARS	2008	47,398,778	0	23,040,984	2,408,400		193,875,395
% OF TOTAL	2008	24.45%	0.00%	11.88%	1.24%		100%

Trends in Wagering 2011



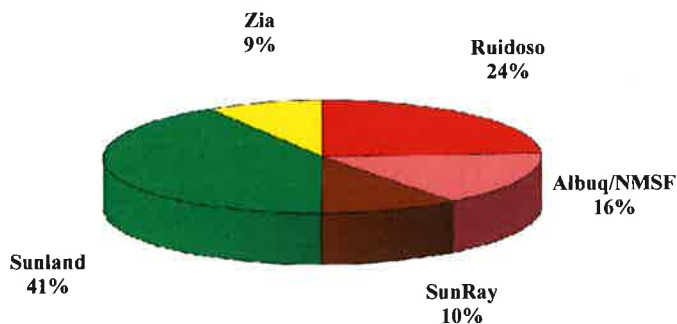
ATTENDANCE AND PARI-MUTUEL WAGERING LIVE MEET TOTALS

2011	NO. OF DAYS	ATTENDANCE	DAILY AVERAGE	RACE MEET PARI-MUTUEL HANDLE	AVERAGE
RUI	61	241,609	3,961	20,588,440	337,515
DAA/NMSF	54	155,017	2,871	7,465,023	138,241
SRP	42	101,381	2,414	5,968,947	142,118
SUN	77	410,946	5,337	59,171,819	768,465
ZIA	54	85,632	1,586	19,853,819	367,663
	288	994,585	3,453	113,048,047	392,528

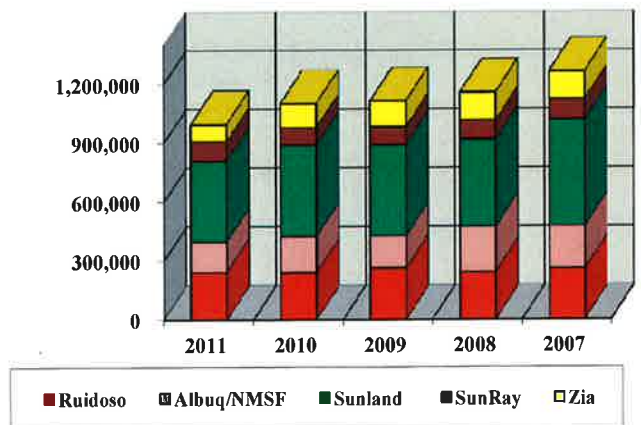
2010	NO. OF DAYS	ATTENDANCE	DAILY AVERAGE	RACE MEET PARI-MUTUEL HANDLE	AVERAGE
RUI	60	239,138	3,986	18,903,635	315,061
DAA	42	143,114	3,407	5,646,717	134,446
NMSF	17	40,363	2,374	2,773,725	163,160
SRP	45	89,175	1,982	5,331,186	118,471
SUN	77	467,936	6,077	65,568,591	851,540
ZIA	55	122,110	2,220	18,765,214	341,186
	296	1,101,836	3,722	116,989,068	395,233

2009	NO. OF DAYS	ATTENDANCE	DAILY AVERAGE	RACE MEET PARI-MUTUEL HANDLE	AVERAGE
RUI	63	261,330	4,148	20,878,486	280,371
DAA	42	134,654	3,206	5,406,695	152,001
NMSF	17	29,694	1,747	2,722,198	207,853
SRP	44	91,841	2,087	4,342,784	94,280
SUN	77	466,663	6,061	62,192,516	744,606
ZIA	55	130,215	2,368	20,842,247	424,109
	298	1,114,397	3,740	116,384,926	390,553

Attendance 2011 Meet Totals



Attendance by Race Meet



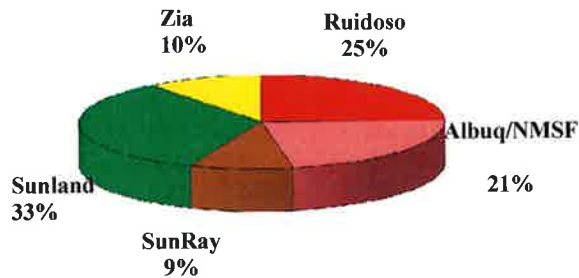
RACING REVENUES TO THE STATE

2011	NO. OF PARI-MUTUEL DAYS	DAILY TAX	DAILY TAX	DAILY LICENSE FEE	OCCUPATIONAL LICENSE FEE	OCCUPATIONAL FINES	TOTAL STATE REVENUE
RUI	61	43,311	39,650	30,500	61,525	10,725	185,711
DAA	54	63,621	35,100	27,000	34,080	9,000	168,801
SRP	42	4,101	1,148	21,000	38,255	4,000	68,504
SUN	77	48,645	50,050	38,500	91,650	21,700	250,545
ZIA	54	5,826	3,076	27,000	37,170	4,100	77,172
	288	165,504	129,024	144,000	262,680	49,525	750,733

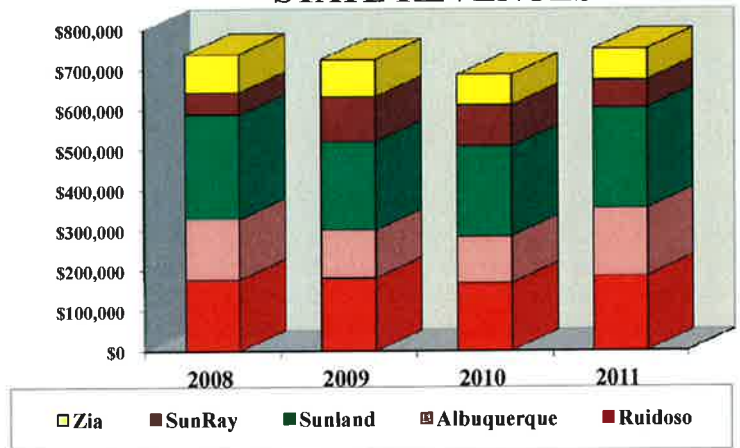
2010	NO. OF PARI-MUTUEL DAYS	DAILY TAX	DAILY TAX	DAILY LICENSE FEE	OCCUPATIONAL LICENSE FEE	OCCUPATIONAL FINES	TOTAL STATE REVENUE
RUI	60	33,213	39,000	30,000	55,995	10,635	168,843
DAA	42	12,420	27,300	21,000	24,031	7,317	92,067
NMSF	17	1,457	11,050	8,500	2,819	858	24,685
SRP	45	44,366	0	22,500	26,775	8,300	101,941
SUN	77	21,629	50,050	38,500	95,825	18,085	224,089
ZIA	55	4,206	0	27,500	31,170	6,600	75,476
	296	117,291	127,400	148,000	242,615	51,795	687,101

2009	NO. OF PARI-MUTUEL DAYS	DAILY TAX	DAILY TAX	DAILY LICENSE FEE	OCCUPATIONAL LICENSE FEE	OCCUPATIONAL FINES	TOTAL STATE REVENUE
RUI	63	38,826	40,950	31,500	62,285	7,785	181,346
DAA	42	10,090	27,300	21,000	30,987	5,643	95,020
NMSF	17	1,121	11,050	8,500	3,443	627	24,741
SRP	44	54,736	0	22,000	29,055	5,130	110,921
SUN	77	22,627	50,050	38,500	95,350	14,310	220,837
ZIA	55	4,658	0	27,500	50,680	9,755	92,593
	298	132,058	129,350	149,000	271,800	43,250	725,458

**STATE REVENUES 2011
MEET TOTALS**



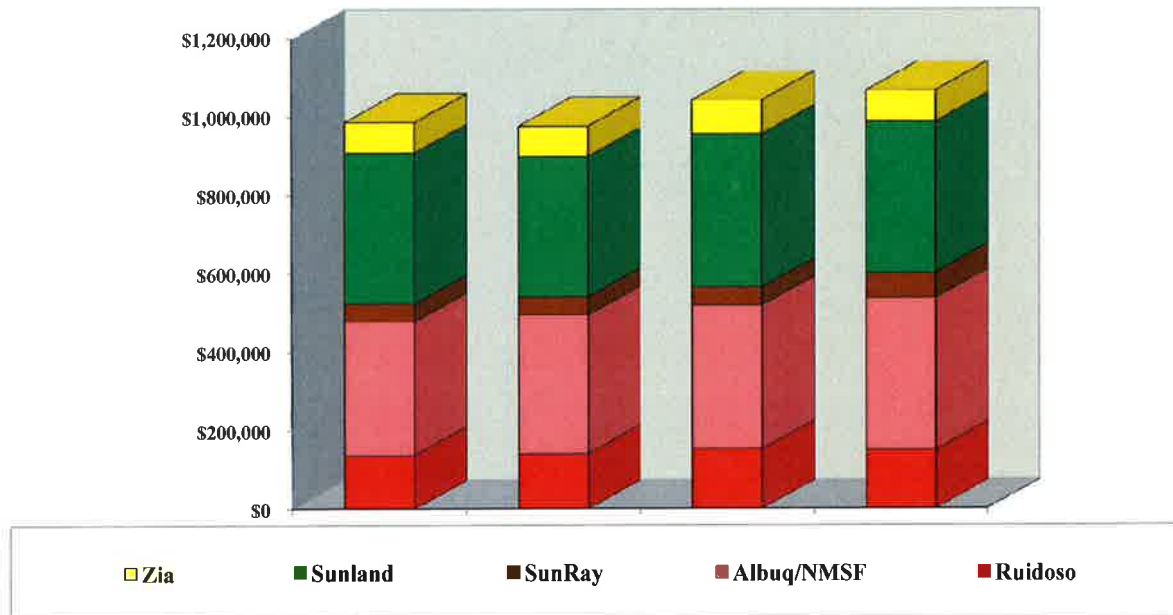
STATE REVENUES



WAGER AND DISTRIBUTION LOCATION TOTALS

2011	NO. OF DAYS	TOTAL HANDLE	RETURN TO PUBLIC	COMMISSION	BREAKAGE	CAPITAL IMPROVEMENT	EXPO NM REVENUE	STATE TAX
RUI	61	24,997,741	19,840,852	4,979,798	177,091	137,352	159,968	82,961
DAA/NMSF	54	36,530,052	29,298,003	7,067,628	164,421	340,863	351,144	98,721
SRP	42	9,181,623	7,232,214	1,905,221	44,188	45,924	45,924	5,249
SUN	77	82,030,922	64,865,260	16,848,306	317,356	384,353	323,166	98,695
ZIA	54	24,611,921	19,304,531	5,176,019	131,371	77,895	77,895	8,902
	234	177,352,260	140,540,860	35,976,973	834,426	986,388	958,098	294,528
2010	NO. OF DAYS	TOTAL HANDLE	RETURN TO PUBLIC	COMMISSION	BREAKAGE	CAPITAL IMPROVEMENT	EXPO NM REVENUE	STATE TAX
RUI	60	23,772,893	18,513,505	5,093,418	165,970	141,242	159,002	72,213
DAA	42	34,425,329	26,937,225	7,349,555	138,549	326,930	337,410	39,720
NMSF	17	4,050,213	3,117,877	909,914	22,422	26,872	27,430	12,507
SRP	45	8,615,223	6,700,202	1,874,523	40,498	46,543	46,543	44,366
SUN	77	91,828,611	71,707,267	19,735,626	385,718	357,630	367,002	71,679
ZIA	55	23,616,153	18,375,144	5,130,778	110,231	77,497	77,497	4,206
	296	186,308,422	145,351,220	40,093,814	863,388	976,714	1,014,884	244,691
2009	NO. OF DAYS	TOTAL HANDLE	RETURN TO PUBLIC	COMMISSION	BREAKAGE	CAPITAL IMPROVEMENT	EXPO NM REVENUE	STATE TAX
RUI	63	26,243,069	20,440,782	5,636,434	165,853	152,504	174,883	79,776
DAA	42	36,243,283	28,434,705	7,646,106	162,472	345,829	360,174	37,390
NMSF	17	3,933,966	3,033,579	880,933	19,454	21,170	27,310	12,171
SRP	44	8,548,690	6,663,728	1,845,525	39,439	58,315	58,315	54,736
SUN	77	90,482,285	70,581,344	19,535,766	365,175	376,005	390,172	72,677
ZIA 2005	55	26,373,277	20,520,380	5,744,311	108,586	86,234	86,324	4,658
	298	191,824,570	149,674,518	41,289,075	860,979	1,040,057	1,097,178	261,408

Capital Improvement Tax Credits



THOROUGHBRED WAGERING MEET TOTALS

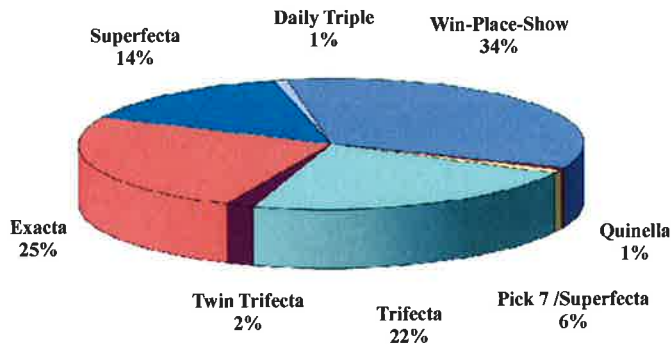
2011	NO. OF RACES	STRAIGHT PLACE, SHOW	DAILY DOUBLE	QUINELLA	TRIFECTA	TWIN TRIFECTA
RUI	270	3,823,569	41,551	590,635	1,627,951	61,309
DAA/NMSF	307	1,803,078	195	-0-	1,257,449	67,513
SRP	300	1,381,465	27,537	138,534	1,008,388	50,390
SUN	529	13,506,971	259,185	-0-	9,739,062	963,756
ZIA	330	5,352,616	109,542	-0-	3,146,070	240,436
	1,736	25,867,699	438,010	729,169	16,778,920	1,383,403

2011	NO. OF RACES	EXACTA	PIC-SIX	PICK SEVEN SUPERFECTA	ODD/EVEN	DAILY TRIPLE	THOROUGHBRED TOTAL HANDLE
RUI	270	1,513,357	-0-	919,080	-0-	83,745	8,661,197
DAA/NMSF	307	1,158,609	-0-	729,661	-0-	-0-	5,016,506
SRP	300	958,861	-0-	725,356	-0-	22,211	4,312,744
SUN	529	11,626,070	-0-	6,443,550	-0-	439,690	42,978,287
ZIA	330	3,884,934	-0-	2,110,565	-0-	96,728	14,940,896
	1,736	19,141,831	-0-	10,928,212	-0-	642,374	75,909,631

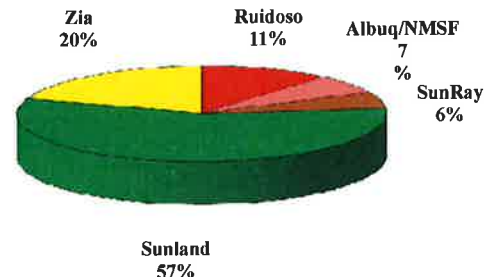
2010	NO. OF RACES	STRAIGHT PLACE, SHOW	DAILY DOUBLE	QUINELLA	TRIFECTA	TWIN TRIFECTA
RUI	270	3,485,139	58,379	626,769	1,759,147	16,258
DAA	222	1,210,268	477	0	1,050,766	52,192
NMSF	84	607,564	0	0	496,143	30,805
SRP	277	1,124,901	17,601	130,639	979,414	27,392
SUN	531	14,808,748	297,267	0	11,345,286	995,605
ZIA	321	4,724,283	108,819	0	2,990,191	180,808
	1,705	25,960,903	482,543	757,408	18,620,947	1,303,060

2010	NO. OF RACES	EXACTA	PIC-SIX	PICK SEVEN SUPERFECTA	ODD/EVEN	DAILY TRIPLE	THOROUGHBRED TOTAL HANDLE
RUI	270	1,518,543	-0-	719,527	-0-	77,309	8,261,071
DAA	222	986,326	-0-	611,930	-0-	-0-	3,911,959
NMSF	84	455,273	-0-	278,498	-0-	-0-	1,868,283
SRP	277	820,374	-0-	578,806	-0-	12,835	3,691,962
SUN	531	13,498,751	-0-	7,081,594	-0-	481,962	48,509,213
ZIA	321	3,898,159	-0-	1,904,452	-0-	120,382	14,018,094
	1,705	21,177,426	0	11,174,807	0	692,488	80,260,582

**2011
Thoroughbred Types of Wagering**



**2011
Thoroughbred Handle**



QUARTER HORSE WAGERING MEET TOTALS

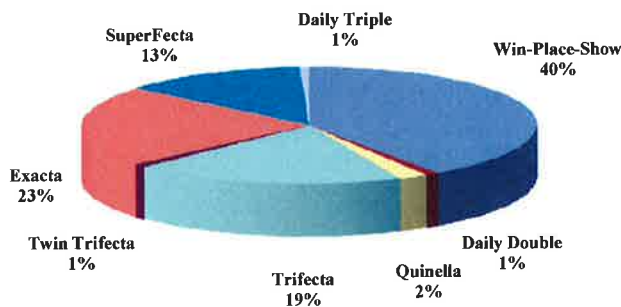
2011	NO. OF RACES	STRAIGHT PLACE, SHOW	DAILY DOUBLE	QUINELLA	TRIFECTA		
RUI	349	5,333,885	92,633	719,477	1,916,775		
DAA/NMSF	234	952,793	38,025	-0-	612,106		
SRP	188	613,317	23,588	57,210	354,620		
SUN	353	6,154,911	174,704	-0-	3,296,749		
ZIA	252	1,957,527	43,129	-0-	979,448		
	1,376	15,012,433	372,079	776,687	7,159,698		

2011	NO. OF RACES	TWIN TRIFECTA	EXACTA	ODD/EVEN	PICK SEVEN SUPERFECTA	DAILY TRIPLE	QUARTER HORSE TOTAL HANDLE
RUI	349	198,039	2,139,500	-0-	1,423,534	103,397	11,927,243
DAA/NMSF	234	2,173	566,719	-0-	276,699	0	2,448,516
SRP	188	5,316	341,771	-0-	253,106	7,273	1,656,203
SUN	353	145,105	4,109,323	-0-	2,215,115	97,623	16,193,532
ZIA	252	1,885	1,185,528	-0-	705,968	39,434	4,912,922
	1,376	352,518	8,342,841	-0-	4,874,422	247,727	37,138,416

2010	NO. OF RACES	STRAIGHT PLACE, SHOW	DAILY DOUBLE	QUINELLA	TRIFECTA		
RUI	339	4,563,244	102,794	706,655	1,778,343		
DAA	165	602,495	28,538	0	466,120		
NMSF	71	319,316	16,871	0	248,040		
SRP	185	551,846	24,236	63,411	435,221		
SUN	363	5,936,543	188,469	0	3,637,293		
ZIA	259	1,759,293	52,235	0	964,562		
	1,382	13,732,737	413,143	770,066	7,529,579		

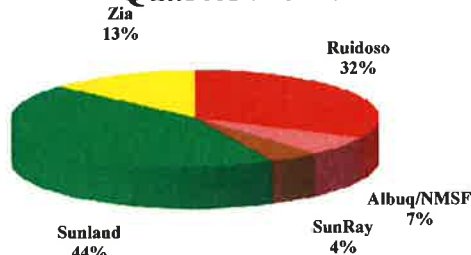
2010	NO. OF RACES	TWIN TRIFECTA	EXACTA	ODD/EVEN	PICK SEVEN SUPERFECTA	DAILY TRIPLE	QUARTER HORSE TOTAL HANDLE
RUI	339	200,015	1,935,346	-0-	1,276,244	79,923	10,642,564
DAA	165	1,361	424,140	-0-	212,104	0	1,734,758
NMSF	71	3,144	210,574	-0-	107,497	0	905,442
SRP	185	1,290	358,927	-0-	197,803	6,490	1,639,224
SUN	363	138,596	4,671,954	-0-	2,404,511	82,012	17,059,378
ZIA	259	2,705	1,260,040	-0-	670,535	37,750	4,757,120
	1,382	347,111	8,860,981	0	4,868,694	206,175	36,738,486

2011 Quarter Horse Types of Wagering



2011

Quarter Horse Handle



SIMULCAST WAGERING LOCATION TOTALS

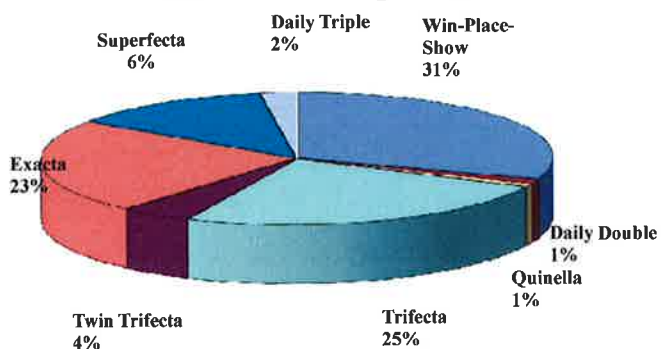
2011	STRAIGHT PLACE, SHOW	DAILY DOUBLE	QUINELLA	TRIFECTA
RUI	1,529,157	76,399	34,905	962,175
DAA/NMSF	8,697,172	354,364	195,032	6,925,397
NMSF	396,589	11,187	8,174	337,450
SRP	900,304	35,577	26,725	730,541
SUN	6,241,127	269,071	167,523	6,010,547
ZIA	2,111,036	44,656	15,010	1,038,844
	19,875,385	791,254	447,369	16,004,954

2011	TWIN TRIFECTA	EXACTA	ODD/EVEN	PICK SEVEN SUPERFECTA	DAILY TRIPLE	SIMULCAST TOTAL HANDLE
RUI	241,260	930,376	-0-	529,088	105,941	4,409,302
DAA/NMSF	1,626,090	6,472,349	-0-	4,012,782	781,843	29,065,030
SRP	154,314	931,875	0	334,546	98,795	3,212,677
SUN	806,520	5,866,574	-0-	3,063,548	434,193	22,859,103
ZIA	84,963	982,272	-0-	427,103	54,218	4,758,103
	2,913,147	15,183,446	-0-	8,367,067	1,474,990	64,304,214

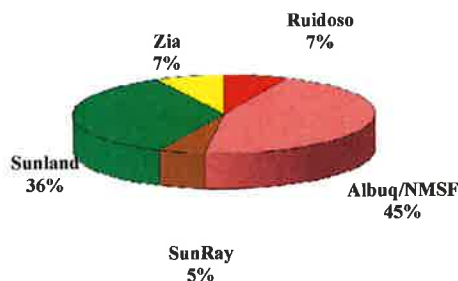
2010	STRAIGHT PLACE, SHOW	DAILY DOUBLE	QUINELLA	TRIFECTA
RUI	1,613,079	91,785	55,618	1,109,637
DAA	8,249,154	368,723	212,160	7,317,634
NMSF	325,407	8,927	5,076	325,123
SRP	775,404	40,147	29,767	717,694
SUN	7,287,558	361,727	195,728	6,985,353
ZIA	2,043,474	32,252	23,395	1,160,874
	20,294,076	903,561	521,744	17,616,315

2010	TWIN TRIFECTA	EXACTA	ODD/EVEN	PICK SEVEN SUPERFECTA	DAILY TRIPLE	SIMULCAST TOTAL HANDLE
RUI	203,718	1,159,656	-0-	530,230	105,535	4,869,258
DAA	1,275,564	6,215,022	-0-	4,445,065	695,290	28,778,612
NMSF	116,160	264,866	-0-	188,363	42,566	1,276,488
SRP	195,919	1,068,291	0	362,734	94,081	3,284,037
SUN	674,883	6,897,514	-0-	3,364,790	492,467	26,260,020
ZIA	67,257	1,031,820	-0-	444,913	46,954	4,850,939
	2,533,501	16,637,169	0	9,336,095	1,476,893	69,319,354

2011 Simulcast Wagering



2011 Simulcast Handle



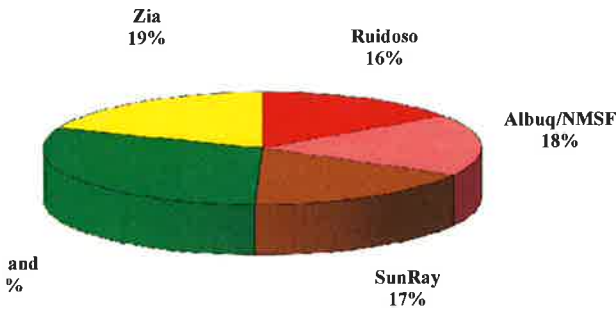
THOROUGHBRED & QUARTER HORSE WAGERING & AVERAGES

2011	NO. OF RACES	THOROUGHBRED TOTAL HANDLE	AVERAGE PER RACE	NO. OF RACES	QUARTER HORSE TOTAL HANDLE	AVERAGE PER RACE
RUI	270	8,661,197	32,079	349	11,927,243	34,175
DAA/NMSF	307	5,016,506	16,340	234	2,448,516	10,464
SRP	300	4,312,744	14,376	188	1,656,203	8,810
SUN	529	42,978,287	81,244	353	16,193,532	45,874
ZIA	330	14,940,896	45,275	252	4,912,922	19,496
	1,736	75,909,631	37,863	1,376	37,138,416	23,764

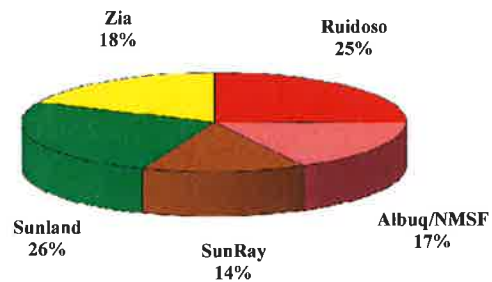
2010	NO. OF RACES	THOROUGHBRED TOTAL HANDLE	AVERAGE PER RACE	NO. OF RACES	QUARTER HORSE TOTAL HANDLE	AVERAGE PER RACE
RUI	270	8,261,071	30,597	339	10,642,564	31,394
DAA	222	3,911,959	17,621	165	1,734,758	10,514
NMSF	84	1,868,283	22,241	71	905,442	12,753
SRP	277	3,691,962	13,328	185	1,639,224	8,861
SUN	531	48,509,213	91,354	363	17,059,378	46,996
ZIA	321	14,018,094	43,670	259	4,747,120	18,329
	1,705	80,260,582 0	47,074 0 0	1,382	36,728,486 0	26,576

2009	NO. OF RACES	THOROUGHBRED TOTAL HANDLE	AVERAGE PER RACE	NO. OF RACES	QUARTER HORSE TOTAL HANDLE	AVERAGE PER RACE
RUI	309	9,207,678	31,103	297	9,670,498	32,561
DAA	201	3,835,429	17,434	178	1,925,283	10,816
NMSF	78	2,007,909	22,561	72	1,211,678	16,829
SRP	269	3,007,897	12,378	201	1,990,627	9,904
SUN	534	47,395,760	88,923	355	15,227,545	42,894
ZIA-2005	347	17,436,968	53,984	260	5,842,513	22,471
	1,738	82,891,641	49,399 0 0	1,363	35,868,144 0	26,316

2011 Thoroughbred Races



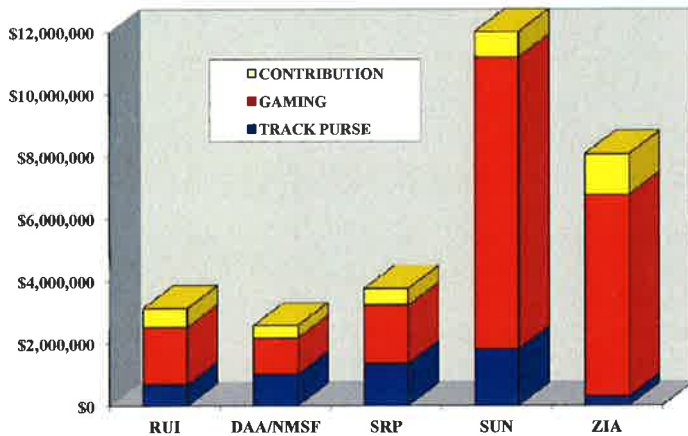
2011 Quarter Horse Races



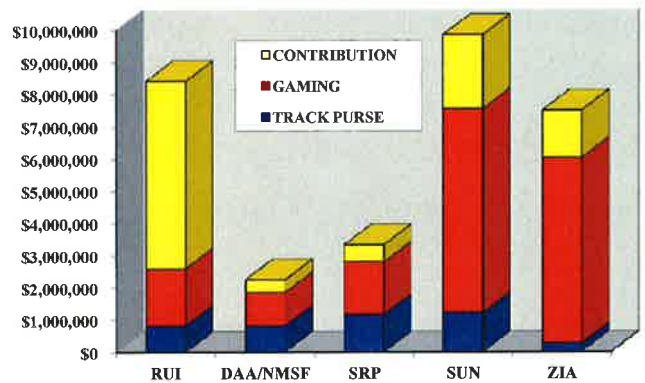
PURSE DISTRIBUTION

THOROUGHBRED: 2011	RACES	TRACK PURSE	GAMING	CONTRIBUTION	TOTAL PURSE	
RUI	270	680,281	1,847,319	603,498	3,131,098	
DAA	307	1,010,721	1,169,405	398,789	2,578,915	
SRP	300	1,355,601	1,872,599	532,714	3,760,914	
SUN	529	1,820,103	9,366,147	1,861,846	13,048,096	
ZIA	330	312,229	6,467,196	1,298,436	8,077,861	
	1,736	5,178,936	20,722,665	4,695,283	30,596,884	
QUARTER HORSE: 2011	RACES	TRACK PURSE	GAMING	CONTRIBUTION	TOTAL PURSE	COMBINED PURSE
RUI	349	826,301	1,777,049	5,811,452	8,414,802	11,545,899
DAA	234	823,039	1,037,019	389,574	2,249,632	4,453,296
SRP	188	1,178,099	1,627,401	530,861	3,336,361	7,097,275
SUN	353	1,230,202	6,330,548	2,300,550	9,861,300	22,909,396
ZIA	252	277,956	5,757,304	1,468,407	7,503,667	15,581,529
	1,376	4,335,597	16,529,321	10,500,844	31,365,762	61,587,395
THOROUGHBRED: 2010	RACES	TRACK PURSE	GAMING	CONTRIBUTION	TOTAL PURSE	
RUI	270	574,425	1,515,875	857,099	2,947,399	
DAA	222	842,565	1,205,016	345,541	2,393,122	
NMSF	84	98,848	141,371	40,538	280,757	
SRP	277	642,700	1,800,000	866,824	4,309,524	
SUN	531	1,611,266	8,995,100	2,674,467	13,280,833	
ZIA	321	123,159	6,108,956	1,433,362	7,665,477	
	1,705	3,892,963	19,766,318	6,217,831	30,877,112	COMBINED PURSE
RUI	339	695,075	1,834,125	705,307	3,353,407	12,445,227
DAA	165	751,384	1,068,599	311,814	2,210,454	4,483,034
NMSF	71	88,151	125,366	34,646	245,606	525,942
SRP	185	506,700	2,200,000	799,661	4,179,061	7,671,729
SUN	363	1,145,744	6,354,900	2,439,576	13,753,776	23,101,913
ZIA	259	112,551	5,374,044	1,447,390	7,922,625	14,487,679
	1,382	3,299,605	16,957,034	5,738,394	31,664,929	62,715,524

**2011
Thoroughbred Purse
Distribution**



**2011
Quarter Horse Purse Distribution**



TRACK RETAINED PARI-MUTUEL REVENUE AND PURSE DISTRIBUTION

THOROUGHBRED:		2011	DAYS	COMMISSION AFTER STATE TAX	BREAKAGE	TOTAL RETAINED REVENUE	PURSE	
	RUI		61	1,696,652	61,358	1,758,010	2,527,600	
	DAA/NMSF		54	957,008	22,579	979,588	2,180,126	
	SRP		42	892,445	20,756	913,201	3,228,200	
	SUN		77	8,775,588	166,272	8,941,860	11,186,250	
	ZIA		54	3,136,747	79,750	3,216,496	6,779,425	
			288	15,458,441	350,715	15,809,155	25,901,601	
QUARTER HORSE:		2011	DAYS	COMMISSION AFTER STATE TAX	BREAKAGE	TOTAL RETAINED REVENUE	PURSE	
	RUI		61	2,336,442	84,496	2,420,937	2,603,350	
	DAA/NMSF		54	467,108	11,021	478,129	1,860,058	
	SRP		42	342,721	7,971	350,692	2,805,500	
	SUN		77	3,306,502	62,648	3,369,150	7,560,750	
	ZIA		54	1,031,437	26,224	1,057,660	6,035,260	
			288	7,484,210	192,359	7,676,569	20,864,918	
SIMULCAST:		2011	DAYS	COMMISSION AFTER STATE TAX	BREAKAGE	TOTAL RETAINED REVENUE	PURSE	COMBINED TRACK PURSE
	RUI		365	863,743	31,237	894,980	-0-	5,130,950
	DAA/NMSF		365	5,544,791	130,821	5,675,612	-0-	4,040,184
	SRP		365	664,806	15,462	680,267	-0-	6,033,700
	SUN		365	4,667,521	88,436	4,755,957	-0-	18,747,000
	ZIA		365	998,934	131,371	1,130,304	-0-	12,814,685
			1825	12,739,795	397,326	13,137,120	-0-	46,766,519
THOROUGHBRED:		2010	DAYS	COMMISSION AFTER STATE TAX	BREAKAGE	TOTAL RETAINED REVENUE	PURSE	
	RUI		60	1,744,867	57,675	1,802,541	2,090,300	
	DAA		42	830,661	15,744	846,406	2,047,581	
	NMSF		17	413,956	10,343	424,299	240,219	
	SRP		45	784,294	17,355	801,649	3,442,700	
	SUN		77	10,387,640	203,759	10,591,399	10,606,366	
	ZIA		55	3,043,034	65,431	3,108,465	6,232,115	
			296	17,204,453	370,306	17,574,759	24,659,281	
QUARTER HORSE:		2010	DAYS	COMMISSION AFTER STATE TAX	BREAKAGE	TOTAL RETAINED REVENUE	PURSE	
	RUI		60	2,437,920	87,951	2,525,871	3,044,764	
	DAA		42	420,501	9,958	430,459	1,846,178	
	NMSF		17	322,930	9,123	332,054	857,700	
	SRP		45	332,151	8,154	340,305	2,071,200	
	SUN		77	2,949,323	60,455	3,009,778	7,695,800	
	ZIA		55	1,259,837	22,429	1,282,266	4,702,440	
			296	7,722,663	198,070	7,920,732	20,218,082	
SIMULCAST:		2010	DAYS	COMMISSION AFTER STATE TAX	BREAKAGE	TOTAL RETAINED REVENUE	PURSE	COMBINED TRACK PURSE
	RUI		365	1,028,463	33,995	1,062,458	0	4,619,500
	DAA		348	6,110,818	115,823	6,226,641	0	3,867,564
	NMSF		17	282,832	7,067	289,899	0	453,737
	SRP		365	697,638	15,437	713,075	0	6,149,400
	SUN		365	5,623,254	110,303	5,733,557	0	18,107,010
	ZIA		365	1,053,037	22,642	1,075,680	0	11,718,710
			1825	14,796,042 #	305,267 #	15,101,309	0	44,915,920

2nd AMENDED-2010/2011 New Mexico Race Dates

2010 – 2011 Sunland Park (Sunland Park) 77 Days – Friday, Saturday, Sunday, Tuesday, Wednesday, Thursday

December 10,11,12,14,17,18,19,21,22,23,26,28,29,30
January 1,2,4,7,8,9,11,14,15,16,18,21,22,23,25,28,29,30
February 1,4,5,6,8,11,12,13,15,18,19,20,22,25,26,27
March 1,4,5,6,8,11,12,13,15,18,19,20,22,25,26,27,29
April 1,2,3,5,8,9,10,12,15,16,17,19

2011 SunRay Park (Farmington) 48 Days – Saturday, Sunday, Monday, Tuesday

April 23, 24,25,26,30
May 1,2,3,7,8,9,10,14,15,16,17,21,22,23,24,28,29,30,31
June 4,5,6,7,11,12,13,14,18,19,20,21,25,26,27,28
July 2, 3,4,5,9,10,11,12

2011 Ruidoso Downs (Ruidoso Downs) 60 Days – Friday, Saturday, Sunday, Monday

May 27,28,29,30
June 3,4,5,6,10,11,12,13,17,18,19,20,24,25,26,27
July 1,2,3,4,8,9,10,11,15,16,17,18,22,23,24,25,29,30,31
August 1,5,6,7,8,12,13,14,15,18,19,20,21,26,27,28,29
September 2,3,4,5

***2011 Downs at Albuquerque (Albuquerque) 37 Days – Friday, Saturday, Sunday, Wednesday**

August 13,14,17,19,20,21, 24,26,27,28,31
October 1,2,5,7,8,9,12,14,15,16,19,21,22,23,26,28,29,30
November 2, 4,5,6,9,11,12,13

2011 New Mexico State Fair (Albuquerque) 17 Days

September 2,3,4,5,9,10,11,14,15,16,17,18,21,22,23,24,25

2011 Zia Park (Hobbs) 50 Days – Saturday, Sunday, Monday, Tuesday

September 10,11,12,13,17,18,19,20,24,25,26,27
October 1,2,3,4,8,9,10,11,15,16,17,18,22,23,24,25,29,30,31
November 1,5,6,7,8,12,13,14,15,19,20,21,22,26,27,28,29
December 3, 4