

2012

ANNUAL REPORT



Agency 46900

NM Racing Commission

# NEW MEXICO RACING COMMISSION



August 1, 2012

Honorable Susana Martinez  
Governor of New Mexico  
State Capitol Building  
Santa Fe, NM 87503

Dear Governor Martinez,

The New Mexico Racing Commission wishes to submit the 2012 Annual Report of horse racing in New Mexico in compliance with statute 60-1A-3(f), NMSA, 1978.

The report covers the racing year for 2011-2012 for the six licensed race meets during this period. Where possible, comparable statistics are included for the previous year to reflect the trends in the industry and to provide for analysis.

The Commission would like to take this opportunity to acknowledge the cooperation, support and assistance of the Governor's Office. We would like to also express our gratitude to the other state agencies, track operators, horsemen, horse breeders, owners, jockeys and others for their cooperation, hard work and commitment to the horse racing industry and the State of New Mexico during the 2011-2012 race season.

Respectfully,

Vince Mares  
Agency Director

Susana Martinez  
Governor

Robert M. Doughty III  
Chairman

Beverly Bourguet  
Vice-Chairman

Ray Willis  
Member

Gayla McCulloch  
Member

Jerald G. Cospers, DVM  
Member

Vince Mares  
Executive Director

# NEW MEXICO RACING COMMISSION

2012 Racing Season

## Commissioners:

Robert M. Doughty, III Chairman	Albuquerque
Beverly Bourguet	Albuquerque
Jerry G. Cospers, DVM	Los Lunas
Ray Willis	Roswell
Gayla McCulloch	Farmington

## Commission Staff:

Vince Mares	Agency Director
Laura M. Valencia	Budget/HR Manager
Rosemary Garley	Racing/Medication Manager
Melodie Ryan	Investigator
Leasa Johnson	Investigator
Barbara Thompson	Administrative Secretary
Rita Sandoval	Licensing Administrator
Martha Rivera	Secretary

## Stewards:

Ed L'Ecuyer	Reuben Rivera
Kenny Hart	Norm Amundson
David Keiter	Linda Salinas

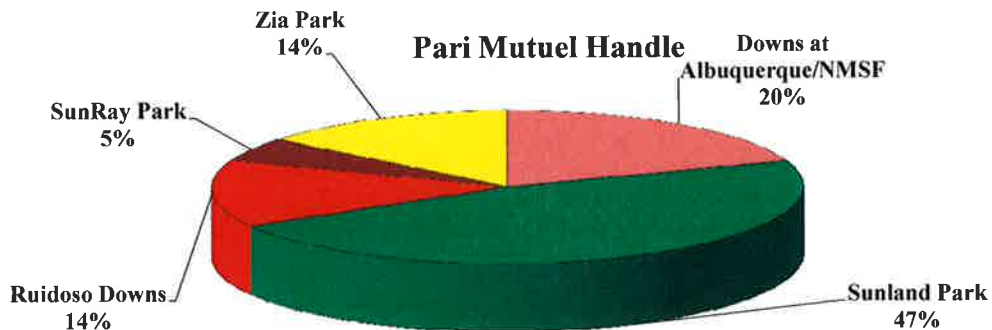
## Racing Clerk:

Joann Shepard	Veronica Castaneda
---------------	--------------------

## 2012 PARI MUTUEL HANDLE FIGURES

	DAA/NMSF	SUN	RUI	SRP	ZIA	ISW	TOTAL LOCATION HANDLE
<b>Downs at Alb./NMSF</b>							
DAA/NMSF on DAA/NMSF	2,456,055					23,392,214	25,848,269
DAA/NMSF on SRP				338,305			338,305
DAA/NMSF on SUN		1,076,720					1,076,720
DAA/NMSF on RUI			596,766				596,766
DAA/NMSF on ZIA					430,647		430,647
<b>TOTAL</b>	2,456,055	1,076,720	596,766	338,305	430,647	23,392,214	28,290,707
<b>Ruidoso Downs</b>							
RUI on DAA/NMSF	94,758						94,758
RUI on RUI			9,855,735			3,593,661	13,449,396
RUI on SRP				120,746			120,746
RUI on SUN		359,095					359,095
RUI on ZIA					131,763		131,763
<b>TOTAL</b>	94,758	359,095	9,855,735	120,746	131,763	3,593,661	14,155,758
<b>SunRay Park</b>							
SRP on DAA/NMSF	62,112						62,112
SRP on SRP				787,102			2,908,104
SRP on SUN		158,588				2,121,002	158,588
SRP on RUI			112,043				112,043
SRP on ZIA					59,780		59,780
<b>TOTAL</b>	62,112	158,588	112,043	787,102	59,780	2,121,002	3,300,628
<b>Sunland Park</b>							
SUN on DAA/NMSF	239,114						239,114
SUN on SRP				286,515			286,515
SUN on SUN		6,248,322				19,647,064	25,895,386
SUN on RUI			620,397				620,397
SUN on ZIA					465,622		465,622
<b>TOTAL</b>	239,114	6,248,322	620,397	286,515	465,622	19,647,064	27,507,034
<b>Zia Park</b>							
ZIA on DAA/NMSF	132,608						132,608
ZIA on SRP				92,731			92,731
ZIA on SUN		523,336					523,336
ZIA on RUI			393,166				393,166
ZIA on ZIA					2,490,132	4,240,389	6,730,521
<b>TOTAL</b>	132,608	523,336	393,166	92,731	2,490,132	4,240,389	7,872,362
<b>TOTAL RACE MEET HANDLE</b>	2,984,647	8,366,061	11,578,106	1,625,400	3,577,945	52,994,329	81,126,488
<b>RACE MEET HANDLE</b>	DAA/NMSF	SUN	RUI	SRP	ZIA		TOTAL HANDLE
2,984,647	8,366,061	11,578,106	1,625,400	3,577,945		28,132,159	
<b>OUT-of-STATE MEET HANDLE</b>	3,696,895	53,817,003	10,785,191	2,978,862	17,746,154		89,024,104
<b>TOTAL RACE MEET HANDLE</b>	6,681,542	62,183,064	22,363,297	4,604,261	21,324,097		117,156,261
<b>OUT-of-STATE SIMULCAST HANDLE</b>	23,392,214	19,647,064	3,593,661	2,121,002	4,240,389		52,994,329
<b>TOTAL HANDLE</b>	30,073,755	81,830,127	25,956,958	6,725,263	25,564,486		170,150,589

### 2012



## TRENDS IN WAGERING

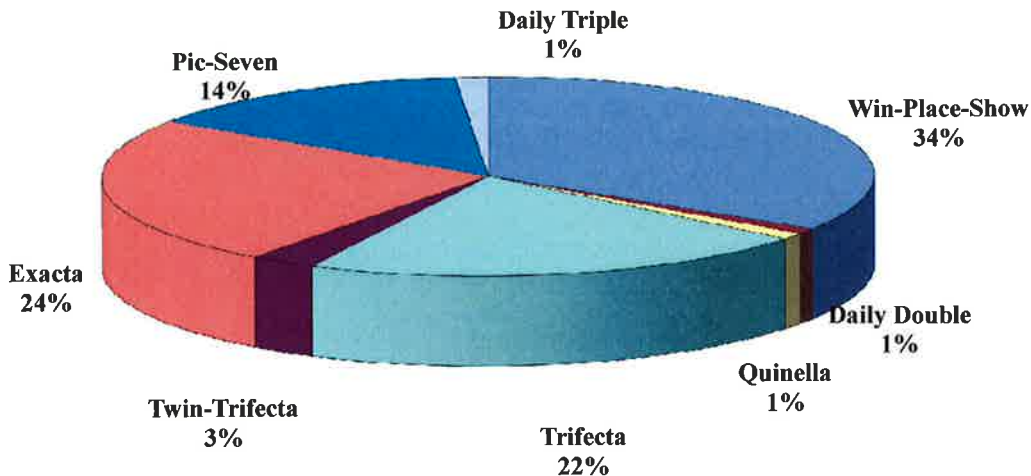
		STRAIGHT PLACE, SHOW	DAILY DOUBLE	QUINELLA	TRIFECTA	TWIN TRIFECTA	
DOLLARS	2012	58,145,217	1,493,882	1,795,952	36,473,633	4,700,376	
% OF TOTAL	2012	34.17%	0.88%	1.06%	21.44%	2.76%	
		EXACTA	ODD/EVEN	PIC-SEVEN SUPERFECTA	DAILY TRIPLE		TOTALS
DOLLARS	2012	41,291,939	0	23,899,164	2,350,427		170,150,589
% OF TOTAL	2012	24.27%	0.00%	14.05%	1.38%		100%

		STRAIGHT PLACE, SHOW	DAILY DOUBLE	QUINELLA	TRIFECTA	TWIN TRIFECTA	
DOLLARS	2011	58,225,615	1,508,843	1,859,494	37,968,026	4,488,399	
% OF TOTAL	2011	34.12%	0.88%	1.09%	22.25%	2.63%	
		EXACTA	ODD/EVEN	PIC-SEVEN SUPERFECTA	DAILY TRIPLE		TOTALS
DOLLARS	2011	41,170,050	0	23,145,958	2,280,349		170,646,732
% OF TOTAL	2011	24.13%	0.00%	13.56%	1.34%		100%

		STRAIGHT PLACE, SHOW	DAILY DOUBLE	QUINELLA	TRIFECTA	TWIN TRIFECTA	
DOLLARS	2010	59,987,716	1,799,247	2,049,218	43,766,841	4,183,672	
% OF TOTAL	2010	32.20%	0.97%	1.10%	23.49%	2.25%	
		EXACTA	ODD/EVEN	PIC-SEVEN SUPERFECTA	DAILY TRIPLE		TOTALS
DOLLARS	2010	46,766,576	0	25,379,596	2,375,556		186,308,422
% OF TOTAL	2010	25.10%	0.00%	13.62%	1.28%		100%

		STRAIGHT PLACE, SHOW	DAILY DOUBLE	QUINELLA	TRIFECTA	TWIN TRIFECTA	
DOLLARS	2009	62,594,365	1,886,785	2,276,573	46,668,367	3,194,927	
% OF TOTAL	2009	32.63%	0.98%	1.19%	24.33%	1.67%	
		EXACTA	ODD/EVEN	PIC-SEVEN SUPERFECTA	DAILY TRIPLE		TOTALS
DOLLARS	2009	48,064,531	0	24,890,796	2,248,226		191,824,570
% OF TOTAL	2009	25.06%	0.00%	12.98%	1.17%		100%

### Trends in Wagering 2012



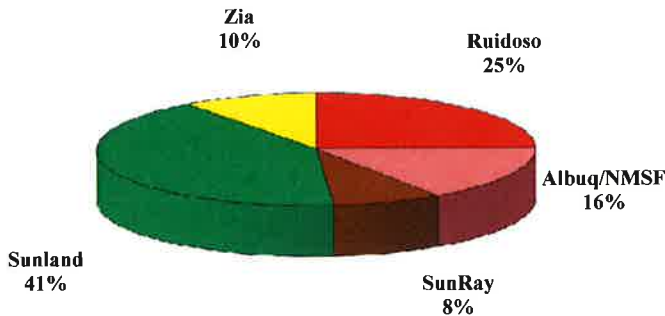
# ATTENDANCE AND PARI-MUTUEL WAGERING LIVE MEET TOTALS

2012	NO. OF DAYS	ATTENDANCE	DAILY AVERAGE	RACE MEET PARI-MUTUEL HANDLE	AVERAGE
RUI	61	237,358	3,891	22,363,300	366,611
DAA/NMSF	54	149,222	2,763	6,681,542	123,732
SRP	42	76,023	1,810	4,604,262	109,625
SUN	77	392,278	5,095	62,183,066	807,572
ZIA	54	94,730	1,754	21,324,099	394,891
	<b>288</b>	<b>949,611</b>	<b>3,297</b>	<b>117,156,271</b>	<b>406,793</b>

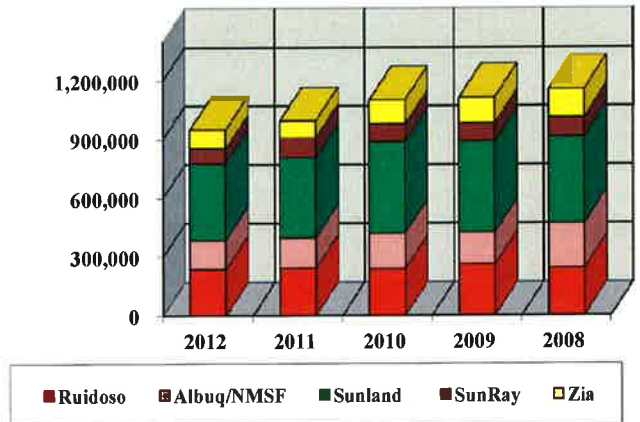
2011	NO. OF DAYS	ATTENDANCE	DAILY AVERAGE	RACE MEET PARI-MUTUEL HANDLE	AVERAGE
RUI	61	241,609	3,961	20,588,437	337,515
DAA/NMSF	54	155,017	2,871	7,465,023	138,241
SRP	42	101,381	2,414	5,968,946	142,118
SUN	77	410,946	5,337	59,171,818	768,465
ZIA	54	85,632	1,586	19,853,818	367,663
	<b>288</b>	<b>994,585</b>	<b>3,453</b>	<b>113,048,043</b>	<b>392,528</b>

2010	NO. OF DAYS	ATTENDANCE	DAILY AVERAGE	RACE MEET PARI-MUTUEL HANDLE	AVERAGE
RUI	60	239,138	3,986	18,903,635	315,061
DAA	42	143,114	3,407	5,646,717	134,446
NMSF	17	40,363	2,374	2,773,725	163,160
SRP	45	89,175	1,982	5,331,186	118,471
SUN	77	467,936	6,077	65,568,591	851,540
ZIA	55	122,110	2,220	18,765,214	341,186
	<b>296</b>	<b>1,101,836</b>	<b>3,722</b>	<b>116,989,068</b>	<b>395,233</b>

**Attendance  
2012  
Meet Totals**



**Attendance by Race Meet**



## RACING REVENUES TO THE STATE

2012	NO. OF PARI-MUTUEL DAYS	TAX	DAILY TAX	DAILY LICENSE FEE	OCCUPATIONAL LICENSE FEE	OCCUPATIONAL FINES	TOTAL STATE REVENUE
RUI	61	42,039	39,650	30,500	51,680	16,350	180,219
DAA/NMSF	54	55,568	35,100	27,000	29,495	6,050	153,213
SRP	42	3,285	841	21,000	23,015	9,525	57,665
SUN	77	44,968	50,050	38,500	60,730	26,375	220,623
ZIA	54	6,644	3,196	27,000	33,595	16,875	87,309
	<b>288</b>	<b>152,504</b>	<b>125,641</b>	<b>117,000</b>	<b>198,515</b>	<b>75,175</b>	<b>699,031</b>

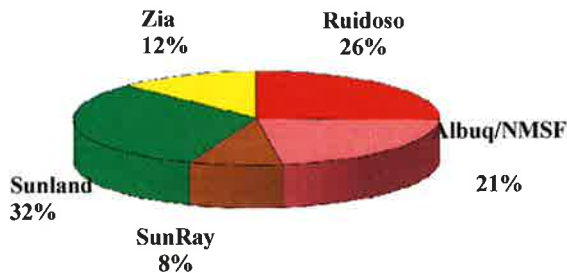
  

2011	NO. OF PARI-MUTUEL DAYS	TAX	DAILY TAX	DAILY LICENSE FEE	OCCUPATIONAL LICENSE FEE	OCCUPATIONAL FINES	TOTAL STATE REVENUE
RUI	61	43,311	39,650	30,500	61,525	10,725	177,531
DAA/NMSF	54	63,621	35,100	27,000	34,080	9,000	151,657
SRP	42	4,165	1,084	21,000	38,255	4,000	55,224
SUN	77	48,645	50,050	38,500	91,650	21,700	259,870
ZIA	54	5,898	3,004	27,000	37,170	4,100	95,107
	<b>288</b>	<b>165,640</b>	<b>128,888</b>	<b>144,000</b>	<b>262,680</b>	<b>49,525</b>	<b>739,389</b>

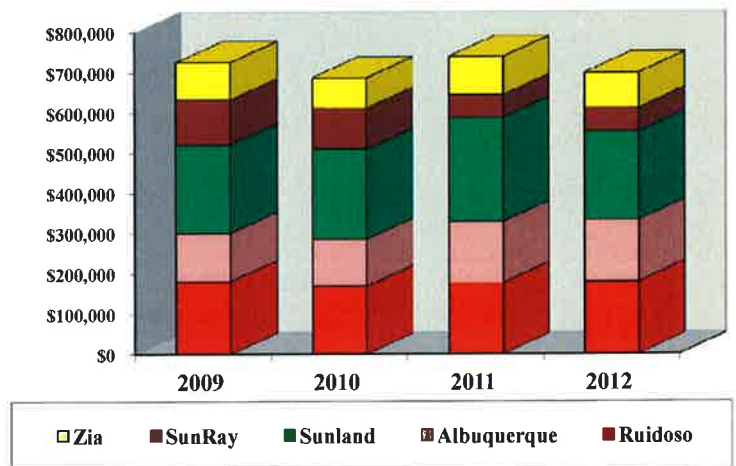
  

2010	NO. OF PARI-MUTUEL DAYS	TAX	DAILY TAX	DAILY LICENSE FEE	OCCUPATIONAL LICENSE FEE	OCCUPATIONAL FINES	TOTAL STATE REVENUE
RUI	60	33,213	39,000	30,000	55,995	10,635	168,843
DAA	42	12,420	27,300	21,000	24,031	7,317	92,067
NMSF	17	1,457	11,050	8,500	2,819	858	24,685
SRP	45	44,366	0	22,500	26,775	8,300	101,941
SUN	77	21,629	50,050	38,500	95,825	18,085	224,089
ZIA	55	4,206	0	27,500	31,170	6,600	75,476
	<b>296</b>	<b>117,291</b>	<b>127,400</b>	<b>148,000</b>	<b>242,615</b>	<b>51,795</b>	<b>687,101</b>

### STATE REVENUES 2012 MEET TOTALS



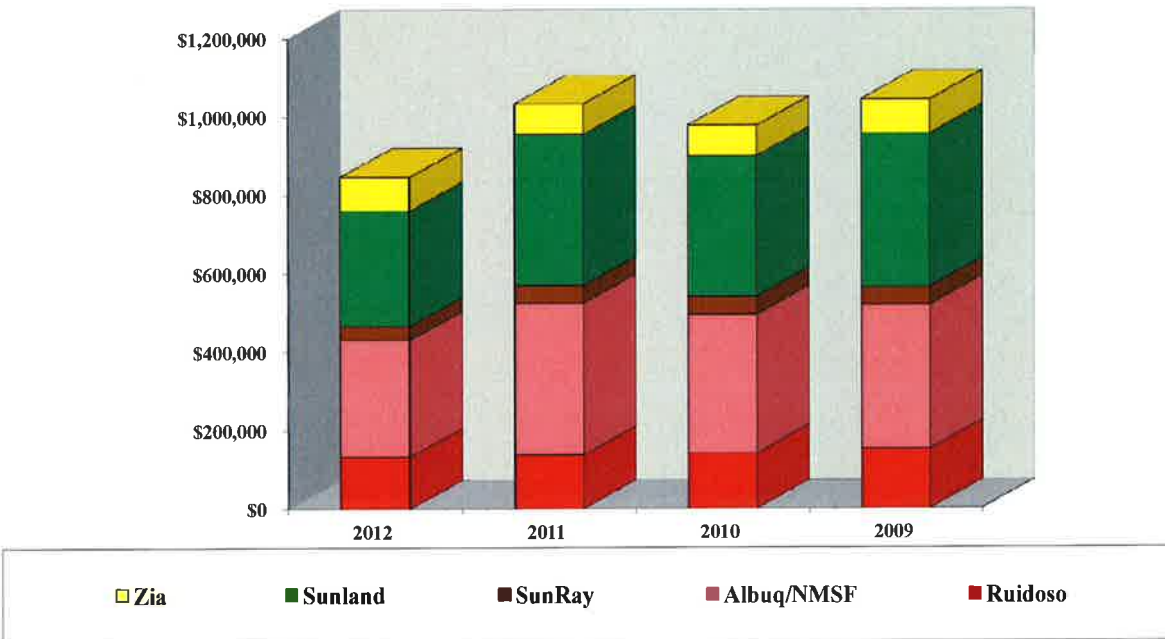
### STATE REVENUES



## WAGER AND DISTRIBUTION LOCATION TOTALS

2012	NO. OF DAYS	TOTAL HANDLE	RETURN TO PUBLIC	COMMISSION	BREAKAGE	CAPITAL IMPROVEMENT	EXPO NM REVENUE	STATE TAX
RUI	61	25,956,958	20,412,120	5,368,835	176,003	133,006	154,653	81,689
DAA/NMSF	54	30,073,755	23,655,890	6,278,638	139,227	297,770	307,153	90,668
SRP	42	6,725,263	5,222,273	1,467,806	35,185	36,101	36,101	4,125
SUN	77	81,830,127	64,338,356	17,134,397	357,374	293,774	300,859	95,018
ZIA	54	25,564,486	19,795,701	5,634,712	134,072	86,105	86,105	9,839
	<b>234</b>	<b>170,150,589</b>	<b>133,424,340</b>	<b>35,884,388</b>	<b>841,861</b>	<b>846,756</b>	<b>884,872</b>	<b>281,341</b>
2011	NO. OF DAYS	TOTAL HANDLE	RETURN TO PUBLIC	COMMISSION	BREAKAGE	CAPITAL IMPROVEMENT	EXPO NM REVENUE	STATE TAX
RUI	61	24,226,644	19,069,755	4,979,798	177,091	137,352	159,968	82,961
DAA/NMSF	54	33,508,236	26,276,186	7,067,628	164,421	340,863	351,144	98,721
SRP	42	8,670,529	6,721,120	1,905,221	44,188	45,924	45,924	5,249
SUN	77	80,206,596	63,040,934	16,848,306	317,356	384,353	323,166	98,695
ZIA	54	24,034,728	18,727,338	5,176,019	131,371	77,895	77,895	8,902
	<b>234</b>	<b>170,646,732</b>	<b>133,835,333</b>	<b>35,976,973</b>	<b>834,426</b>	<b>986,388</b>	<b>958,098</b>	<b>294,528</b>
2010	NO. OF DAYS	TOTAL HANDLE	RETURN TO PUBLIC	COMMISSION	BREAKAGE	CAPITAL IMPROVEMENT	EXPO NM REVENUE	STATE TAX
RUI	60	23,772,893	18,513,505	5,093,418	165,970	141,242	159,002	72,213
DAA	42	34,425,329	26,937,225	7,349,555	138,549	326,930	337,410	39,720
NMSF	17	4,050,213	3,117,877	909,914	22,422	26,872	27,430	12,507
SRP	45	8,615,223	6,700,202	1,874,523	40,498	46,543	46,543	44,366
SUN	77	91,828,611	71,707,267	19,735,626	385,718	357,630	367,002	71,679
ZIA	55	23,616,153	18,375,144	5,130,778	110,231	77,497	77,497	4,206
	<b>296</b>	<b>186,308,422</b>	<b>145,351,220</b>	<b>40,093,814</b>	<b>863,388</b>	<b>976,714</b>	<b>1,014,884</b>	<b>244,691</b>

### Capital Improvement Tax Credits





## THOROUGHBRED WAGERING MEET TOTALS

2012	NO. OF RACES	STRAIGHT PLACE, SHOW	DAILY DOUBLE	QUINELLA	TRIFECTA	TWIN TRIFECTA
RUI	287	4,398,543	41,613	679,633	1,950,284	35,279
DAA/NMSF	312	1,508,614	1,113	-0-	1,120,811	57,039
SRP	249	1,153,507	17,546	-0-	754,829	38,656
SUN	527	15,531,385	325,253	-0-	9,842,774	1,193,084
ZIA	362	5,373,015	115,950	-0-	3,125,339	245,408
	<b>1,737</b>	<b>27,965,064</b>	<b>501,475</b>	<b>679,633</b>	<b>16,794,037</b>	<b>1,569,466</b>

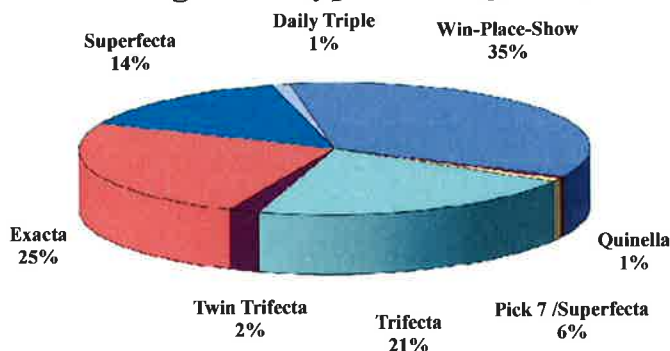
2012	NO. OF RACES	EXACTA	PIC-SIX	PICK SEVEN SUPERFECTA	ODD/EVEN	DAILY TRIPLE	THOROUGHBRED TOTAL HANDLE
RUI	287	1,896,955	-0-	1,235,713	-0-	114,199	10,352,221
DAA/NMSF	312	1,019,835	-0-	679,733	-0-	-0-	4,387,146
SRP	249	712,243	-0-	501,594	-0-	18,226	3,196,603
SUN	527	12,357,426	271,803	6,569,889	-0-	660,658	46,752,275
ZIA	362	3,923,546	-0-	2,247,701	-0-	101,995	15,132,956
	<b>1,737</b>	<b>19,910,005</b>	<b>271,803</b>	<b>11,234,630</b>	<b>-0-</b>	<b>895,078</b>	<b>79,821,202</b>

2011	NO. OF RACES	STRAIGHT PLACE, SHOW	DAILY DOUBLE	QUINELLA	TRIFECTA	TWIN TRIFECTA
RUI	270	3,823,569	41,551	590,635	1,627,951	61,309
DAA/NMSF	307	1,803,078	195	-0-	1,257,449	67,513
SRP	300	1,381,465	27,537	138,534	1,008,388	50,390
SUN	529	13,506,971	259,185	-0-	9,739,062	963,756
ZIA	330	5,352,616	109,542	-0-	3,146,070	240,436
	<b>1,736</b>	<b>25,867,699</b>	<b>438,010</b>	<b>729,169</b>	<b>16,778,920</b>	<b>1,383,403</b>

2011	NO. OF RACES	EXACTA	PIC-SIX	PICK SEVEN SUPERFECTA	ODD/EVEN	DAILY TRIPLE	THOROUGHBRED TOTAL HANDLE
RUI	270	1,513,357	-0-	919,080	-0-	83,745	8,661,197
DAA/NMSF	307	1,158,609	-0-	729,661	-0-	-0-	5,016,506
SRP	300	958,861	-0-	725,356	-0-	22,211	4,312,743
SUN	529	11,626,070	-0-	6,443,550	-0-	439,690	42,978,286
ZIA	330	3,884,934	-0-	2,110,565	-0-	96,728	14,940,895
	<b>1,736</b>	<b>19,141,831</b>	<b>-0-</b>	<b>10,928,212</b>	<b>-0-</b>	<b>642,374</b>	<b>75,909,628</b>

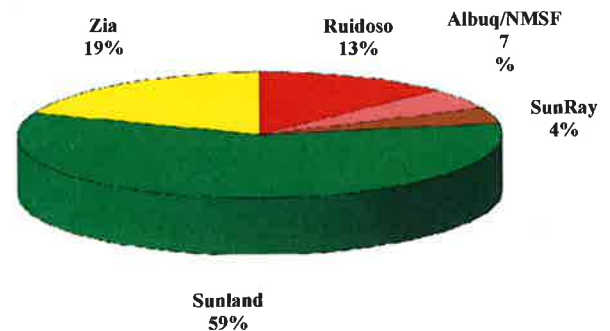
2012

### Thoroughbred Types of Wagering



2012

### Thoroughbred Handle



## QUARTER HORSE WAGERING MEET TOTALS

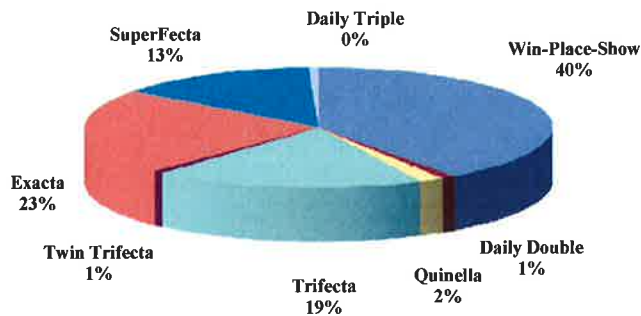
2012	NO. OF RACES	STRAIGHT PLACE, SHOW	DAILY DOUBLE	QUINELLA	TRIFECTA
RUI	344	5,181,341	99,367	660,230	1,972,307
DAA/NMSF	214	877,400	32,952	-0-	549,052
SRP	151	542,991	18,474	-0-	294,913
SUN	351	6,154,517	148,449	-0-	2,914,907
ZIA	263	2,237,012	61,371	-0-	1,254,232
	<b>1,323</b>	<b>14,993,261</b>	<b>360,613</b>	<b>660,230</b>	<b>6,985,411</b>

2012	NO. OF RACES	TWIN TRIFECTA	EXACTA	ODD/EVEN	PICK SEVEN SUPERFECTA	DAILY TRIPLE	QUARTER HORSE TOTAL HANDLE
RUI	344	126,252	2,230,484	-0-	1,634,737	106,357	12,011,079
DAA/NMSF	214	3,500	564,095	-0-	267,395	-0-	2,294,395
SRP	151	2,614	320,600	-0-	220,877	7,188	1,407,658
SUN	351	118,815	3,871,028	-0-	2,134,610	88,462	15,430,791
ZIA	263	2,824	1,655,067	-0-	930,460	50,174	6,191,142
	<b>1,323</b>	<b>254,004</b>	<b>8,641,274</b>	<b>-0-</b>	<b>5,188,080</b>	<b>252,181</b>	<b>37,335,066</b>

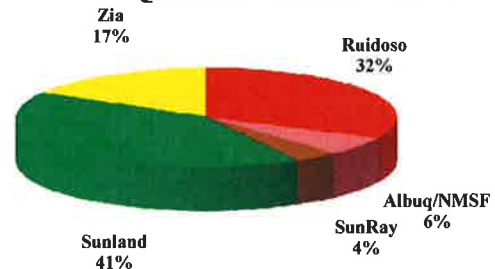
2011	NO. OF RACES	STRAIGHT PLACE, SHOW	DAILY DOUBLE	QUINELLA	TRIFECTA
RUI	349	5,333,885	92,633	719,477	1,916,775
DAA/NMSF	234	952,793	38,025	-0-	612,106
SRP	188	613,317	23,588	57,210	354,620
SUN	353	6,154,911	174,704	-0-	3,296,749
ZIA	252	1,957,527	43,129	-0-	979,448
	<b>1,376</b>	<b>15,012,433</b>	<b>372,079</b>	<b>776,687</b>	<b>7,159,698</b>

2011	NO. OF RACES	TWIN TRIFECTA	EXACTA	ODD/EVEN	PICK SEVEN SUPERFECTA	DAILY TRIPLE	QUARTER HORSE TOTAL HANDLE
RUI	349	198,039	2,139,500	-0-	1,423,534	103,397	11,927,240
DAA/NMSF	234	2,173	566,719	-0-	276,699	0	2,448,516
SRP	188	5,316	341,771	-0-	253,106	7,273	1,656,203
SUN	353	145,105	4,109,323	-0-	2,215,115	97,623	16,193,532
ZIA	252	1,885	1,185,528	-0-	705,968	39,434	4,912,922
	<b>1,376</b>	<b>352,518</b>	<b>8,342,841</b>	<b>-0-</b>	<b>4,874,422</b>	<b>247,727</b>	<b>37,138,413</b>

### 2012 Quarter Horse Types of Wagering



### 2012 Quarter Horse Handle



## SIMULCAST WAGERING LOCATION TOTALS

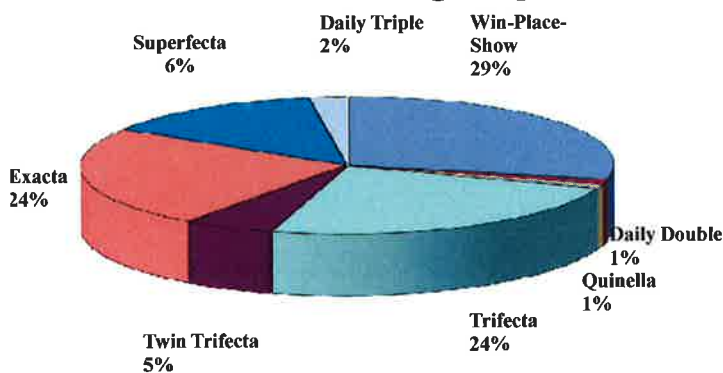
2012	STRAIGHT PLACE, SHOW	DAILY DOUBLE	QUINELLA	TRIFECTA
RUI	1,106,125	55,569	20,946	843,838
DAA/NMSF	6,522,633	295,921	323,983	5,482,939
SRP	584,602	22,539	7,184	494,633
SUN	5,312,568	227,605	97,511	4,960,000
ZIA	1,660,959	30,159	6,464	912,771
	<b>15,186,887</b>	<b>631,793</b>	<b>456,088</b>	<b>12,694,181</b>

2012	TWIN TRIFECTA	EXACTA	ODD/EVEN	PICK SEVEN SUPERFECTA	DAILY TRIPLE	SIMULCAST TOTAL HANDLE
RUI	285,358	677,518	-0-	474,398	129,909	3,593,661
DAA/NMSF	1,661,900	5,165,934	-0-	3,335,120	603,784	23,392,214
SRP	106,101	638,603	0	205,752	61,588	2,121,002
SUN	741,026	5,322,513	-0-	2,633,214	352,627	19,647,064
ZIA	82,520	936,089	-0-	556,168	55,259	4,240,389
	<b>2,876,905</b>	<b>12,740,657</b>	<b>-0-</b>	<b>7,204,651</b>	<b>1,203,167</b>	<b>52,994,329</b>

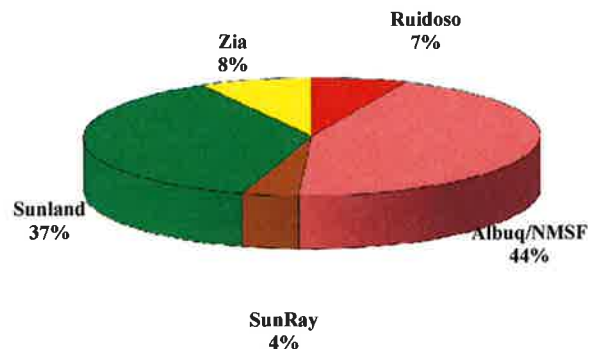
2011	STRAIGHT PLACE, SHOW	DAILY DOUBLE	QUINELLA	TRIFECTA
RUI	1,257,480	56,977	29,860	790,882
DAA/NMSF	7,817,777	323,670	156,190	6,170,565
SRP	715,437	31,802	21,115	586,137
SUN	5,741,558	243,245	138,366	5,556,407
ZIA	1,813,226	43,059	8,106	925,413
	<b>17,345,478</b>	<b>698,753</b>	<b>353,637</b>	<b>14,029,404</b>

2011	TWIN TRIFECTA	EXACTA	ODD/EVEN	PICK SEVEN SUPERFECTA	DAILY TRIPLE	SIMULCAST TOTAL HANDLE
RUI	216,704	749,733	-0-	444,295	92,276	3,638,207
DAA/NMSF	1,541,921	5,823,529	-0-	3,470,227	739,334	26,043,213
SRP	141,259	814,035	0	295,841	95,956	2,701,582
SUN	771,408	5,415,511	-0-	2,757,971	410,312	21,034,778
ZIA	81,185	882,566	-0-	374,987	52,369	4,180,911
	<b>2,752,477</b>	<b>13,685,374</b>	<b>-0-</b>	<b>7,343,321</b>	<b>1,390,247</b>	<b>57,598,691</b>

### 2012 Simulcast Wagering



### 2012 Simulcast Handle



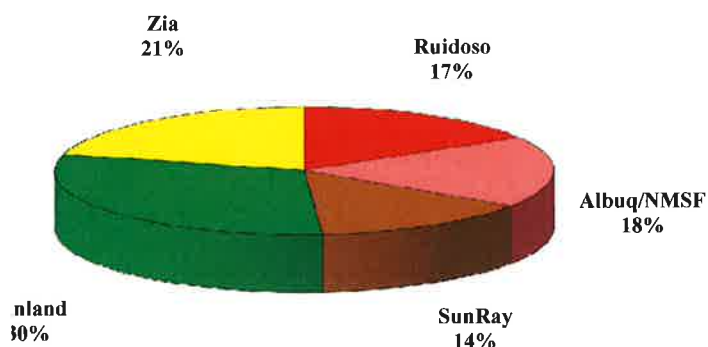
# THOROUGHBRED & QUARTER HORSE WAGERING & AVERAGES

2012	NO. OF RACES	THOROUGHBRED TOTAL HANDLE	AVERAGE PER RACE	NO. OF RACES	QUARTER HORSE TOTAL HANDLE	AVERAGE PER RACE
RUI	287	10,352,221	36,070	344	12,011,079	34,916
DAA/NMSF	312	4,387,146	14,061	214	2,294,395	10,721
SRP	249	3,196,603	12,838	151	1,407,658	9,322
SUN	527	46,752,275	88,714	351	15,430,791	43,962
ZIA	362	15,132,956	41,804	263	6,191,142	23,540
	<b>1,737</b>	<b>79,821,202</b>	<b>38,697</b>	<b>1,323</b>	<b>37,335,066</b>	<b>24,492</b>

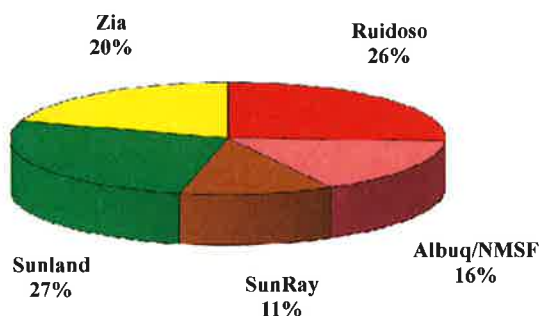
2011	NO. OF RACES	THOROUGHBRED TOTAL HANDLE	AVERAGE PER RACE	NO. OF RACES	QUARTER HORSE TOTAL HANDLE	AVERAGE PER RACE
RUI	270	8,661,197	32,079	349	11,927,240	34,175
DAA/NMSF	307	5,016,506	16,340	234	2,448,516	10,464
SRP	300	4,312,743	14,376	188	1,656,203	8,810
SUN	529	42,978,286	81,244	353	16,193,532	45,874
ZIA	330	14,940,895	45,275	252	4,912,922	19,496
	<b>1,736</b>	<b>75,909,628</b>	<b>37,863</b>	<b>1,376</b>	<b>37,138,413</b>	<b>23,764</b>

2010	NO. OF RACES	THOROUGHBRED TOTAL HANDLE	AVERAGE PER RACE	NO. OF RACES	QUARTER HORSE TOTAL HANDLE	AVERAGE PER RACE
RUI	270	8,261,071	30,597	339	10,642,564	31,394
DAA	222	3,911,959	17,621	165	1,734,758	10,514
NMSF	84	1,868,283	22,241	71	905,442	12,753
SRP	277	3,691,962	13,328	185	1,639,224	8,861
SUN	531	48,509,213	91,354	363	17,059,378	46,996
ZIA	321	14,018,094	43,670	259	4,747,120	18,329
	<b>1,705</b>	<b>80,260,582</b>	<b>47,074</b>	<b>1,382</b>	<b>36,728,486</b>	<b>26,576</b>

**2012 Thoroughbred Races**



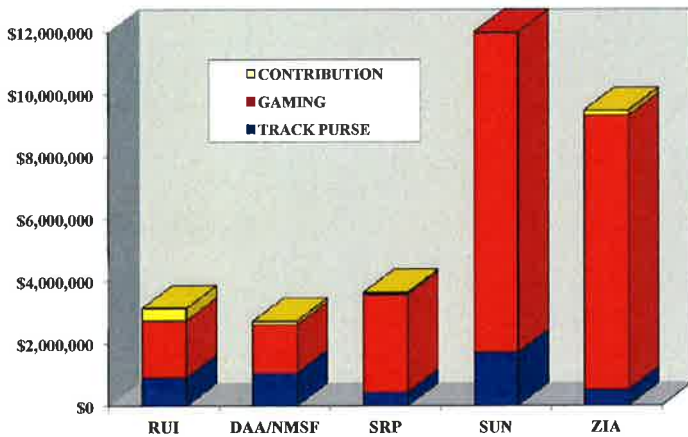
**2012 Quarter Horse Races**



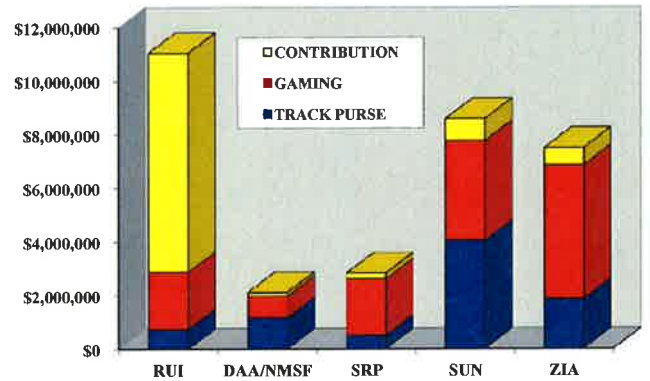
## PURSE DISTRIBUTION

THOROUGHBRED: 2012	RACES	TRACK PURSE	GAMING	CONTRIBUTION	TOTAL PURSE	
RUI	287	911,846	1,838,683	390,278	3,140,807	
DAA/NMSF	312	1,060,425	1,547,676	114,143	2,722,244	
SRP	249	448,081	3,146,874	49,100	3,644,056	
SUN	527	1,718,097	11,317,548	358,547	13,394,192	
ZIA	362	531,143	8,780,596	174,300	9,486,040	
	<b>1,737</b>	<b>4,669,592</b>	<b>26,631,378</b>	<b>1,086,368</b>	<b>32,387,338</b>	<b>COMBINED</b>
QUARTER HORSE: 2012	RACES	TRACK PURSE	GAMING	CONTRIBUTION	TOTAL PURSE	PURSE
RUI	344	745,816	2,133,317	8,167,551	11,046,684	14,187,491
DAA/NMSF	214	1,168,095	809,405	135,155	2,112,656	4,834,900
SRP	151	519,424	2,105,940	214,600	2,839,964	6,484,020
SUN	351	4,040,783	3,735,406	815,763	8,591,952	21,986,144
ZIA	263	1,860,898	4,995,597	641,699	7,498,194	16,984,233
	<b>1,323</b>	<b>8,335,016</b>	<b>13,779,665</b>	<b>9,974,769</b>	<b>32,089,450</b>	<b>64,476,788</b>
THOROUGHBRED: 2011	RACES	TRACK PURSE	GAMING	CONTRIBUTION	TOTAL PURSE	
RUI	270	490,605	1,677,145	803,709	2,971,459	
DAA/NMSF	307	981,714	1,341,084	382,192	2,704,990	
SRP	300	42,448	3,648,652	562,144	4,253,244	
SUN	529	1,568,393	9,324,004	2,617,666	13,510,062	
ZIA	330	272,309	6,848,476	1,453,893	8,574,678	
	<b>1,736</b>	<b>3,355,469</b>	<b>22,839,360</b>	<b>5,819,604</b>	<b>32,014,433</b>	<b>COMBINED</b>
QUARTER HORSE: 2011	RACES	TRACK PURSE	GAMING	CONTRIBUTION	TOTAL PURSE	PURSE
RUI	349	569,795	1,947,855	7,442,220	9,959,870	12,931,329
DAA/NMSF	234	861,709	1,177,149	356,638	2,395,496	5,100,486
SRP	188	32,747	2,814,783	649,990	3,497,520	7,750,763
SUN	353	1,029,266	6,118,927	2,201,458	9,349,652	22,859,714
ZIA	252	231,293	5,468,187	1,303,172	7,002,652	15,577,330
	<b>1,376</b>	<b>2,724,810</b>	<b>17,526,902</b>	<b>11,953,478</b>	<b>32,205,190</b>	<b>64,219,623</b>

**2012  
Thoroughbred Purse  
Distribution**



**2012  
Quarter Horse Purse  
Distribution**



## TRACK RETAINED PARI-MUTUEL REVENUE AND PURSE DISTRIBUTION

THOROUGHBRED:		2012	DAYS	COMMISSION AFTER STATE TAX	BREAKAGE	TOTAL RETAINED REVENUE	PURSE	
	RUI		61	2,108,633	70,194	2,178,827	2,750,529	
	DAA/NMSF		54	902,698	20,310	923,009	2,608,101	
	SRP		42	695,706	16,724	712,430	3,594,956	
	SUN		77	9,735,165	204,179	9,939,344	13,035,645	
	ZIA		54	3,329,656	79,364	3,409,021	9,311,740	
			<b>288</b>	<b>16,771,858</b>	<b>390,772</b>	<b>17,162,630</b>	<b>31,300,970</b>	
QUARTER HORSE:		2012	DAYS	COMMISSION AFTER STATE TAX	BREAKAGE	TOTAL RETAINED REVENUE	PURSE	
	RUI		61	2,446,524	81,442	2,527,967	2,879,133	
	DAA/NMSF		54	472,094	10,622	482,716	1,977,501	
	SRP		42	306,361	7,365	313,726	2,625,364	
	SUN		77	3,213,133	67,390	3,280,524	7,776,189	
	ZIA		54	1,362,217	32,469	1,394,687	6,856,494	
			<b>288</b>	<b>7,800,331</b>	<b>199,288</b>	<b>7,999,619</b>	<b>22,114,681</b>	
SIMULCAST:		2012	DAYS	COMMISSION AFTER STATE TAX	BREAKAGE	TOTAL RETAINED REVENUE	PURSE	COMBINED TRACK PURSE
	RUI		365	731,989	24,367	756,356	-0-	5,629,662
	DAA/NMSF		365	4,813,177	108,295	4,921,471	-0-	4,585,601
	SRP		365	461,613	11,097	472,709	-0-	6,220,320
	SUN		365	4,091,082	85,804	4,176,886	-0-	20,811,834
	ZIA		365	932,999	134,072	1,067,071	-0-	16,168,234
			<b>1825</b>	<b>11,030,860</b>	<b>363,634</b>	<b>11,394,495</b>	<b>-0-</b>	<b>53,415,651</b>
THOROUGHBRED:		2011	DAYS	COMMISSION AFTER STATE TAX	BREAKAGE	TOTAL RETAINED REVENUE	PURSE	
	RUI		61	1,750,654	63,311	1,813,965	2,167,750	
	DAA/NMSF		54	1,043,313	24,615	1,067,928	2,322,798	
	SRP		42	945,051	21,979	967,030	3,691,100	
	SUN		77	8,975,192	170,053	9,145,245	10,892,397	
	ZIA		54	3,212,075	81,665	3,293,740	7,120,785	
			<b>288</b>	<b>15,926,285</b>	<b>361,624</b>	<b>16,287,909</b>	<b>26,194,829</b>	
QUARTER HORSE:		2011	DAYS	COMMISSION AFTER STATE TAX	BREAKAGE	TOTAL RETAINED REVENUE	PURSE	
	RUI		61	2,410,806	87,185	2,497,992	2,517,650	
	DAA/NMSF		54	509,233	12,015	521,247	2,038,858	
	SRP		42	362,924	8,441	371,364	2,847,530	
	SUN		77	3,381,709	64,073	3,445,782	7,148,194	
	ZIA		54	1,056,207	26,853	1,083,060	5,699,480	
			<b>288</b>	<b>7,720,878</b>	<b>198,567</b>	<b>7,919,446</b>	<b>20,251,712</b>	
SIMULCAST:		2011	DAYS	COMMISSION AFTER STATE TAX	BREAKAGE	TOTAL RETAINED REVENUE	PURSE	COMBINED TRACK PURSE
	RUI		365	735,377	26,594	761,971	-0-	4,685,400
	DAA/NMSF		365	5,416,362	127,791	5,544,153	-0-	4,361,656
	SRP		365	591,997	13,768	605,766	-0-	6,538,630
	SUN		365	4,392,711	83,229	4,475,939	-0-	18,040,590
	ZIA		365	898,835	131,371	1,030,206	-0-	12,820,265
			<b>1825</b>	<b>12,035,282</b>	<b>382,753</b>	<b>12,418,035</b>	<b>-0-</b>	<b>46,446,541</b>

**New Mexico Racing Commission  
2012 Race Season**

**2011/2012 Sunland Park (Sunland Park) 77 Days – Friday, Saturday,  
Sunday, Tuesday, Wednesday, Thursday**  
December 6,9,10,11,13,16,17,18,20,21,22,23,27,30,31  
January 1,3,6,7,8,10,13,14,15,17,20,21,22,24,27,28,29,31  
February 3,4,5,7,10,11,12,14,17,18,19,21,24,25,26,28  
March 2,3,4,6,9,10,11,13,16,17,18,20,23,24,25,27,30,31  
April 1, 3, 6,7,8,10,13,14,15,17

**2012 Ruidoso Downs (Ruidoso Downs) 61 Days – Friday, Saturday, Sunday,  
Monday**  
May 25,26,27,28  
June 1,2,3,4,8,9,10,11,15,16,17,18,22,23,24,25,29,30  
July 1,2,3,4,7,8,9,13,14,15,16,20,21,22,23,27,28,29,30  
August 3,4,5,6,10,11,12,13,16,17,18,19,24,25,26,27,31  
September 1,2,3

**2012 SunRay Park (Farmington) 42 Days – Friday Saturday, Sunday,  
Monday**  
April 20,21,22,24,27,28,29  
May 1,4,5,6,8,11,12,13,15,18,19,20,22,25,26,27,28,29  
June 1,2,3,5,8,9,10,12,15,16,17,19,22,23,24,25,26

**2012 Downs at Albuquerque (Albuquerque) 37 Days – Friday, Saturday,  
Sunday, Wednesday**  
August 10,11,12,15,17,18,19,22,24,25,26,29,31  
September 1,2,3, 30  
October 3,5,6,7,10,12,13,14,17,19,20,21,24,26,27,28,31  
November 2,3,4  
**2012 New Mexico State Fair (Albuquerque) 17 Days**  
September 7,8,9,12,13,14,15,16,17,18,19,20,21,22,23,28,29

**2012 Zia Park (Hobbs) 54 Days – Saturday, Sunday, Monday, Tuesday**  
September: 8, 9, 10, 11, 15, 16, 17, 18, 22, 23, 24, 25, 29, 30  
October: 1, 2, 6, 7, 8, 9, 13, 14, 15, 16, 20, 21, 22, 23, 27, 28, 29, 30, 31  
November: 3, 4, 5, 6, 10, 11, 12, 13, 17, 18, 19, 20, 23, 24, 25, 26, 27  
December: 1, 2, 3, 4