

NEW MEXICO RACING COMMISSION

2013 Racing Season

Commissioners:

Robert M. Doughty, III Chairman	Albuquerque
Beverly Bourguet	Albuquerque
Jerry G. Cospers, DVM	Los Lunas
Ray Willis	Roswell
Gayla McCulloch	Farmington

Commission Staff:

Vince Mares	Agency Director
Laura M. Valencia	Budget/HR Manager
Rosemary Garley	Manager
Melodie Ryan	Investigator
Leasa Johnson	Investigator
Bradley Bocker	Investigator
Max Sabado	Background Investigator
Tina Arce	Administrative Secretary
Michelle Lopez	Licensing Administrator
Martha Rivera	Secretary/HR Manager

Stewards:

Ed L'Ecuyer
Kenny Hart
Ron Walker

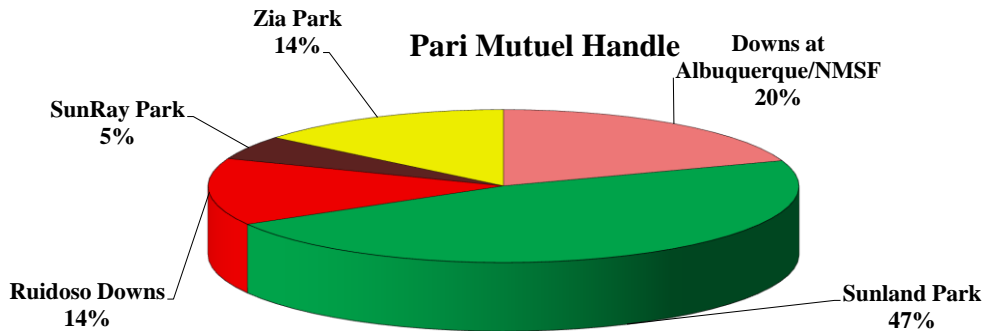
Racing Clerk:

Joann Shepard	Susan Tanner
---------------	--------------

2013 PARI MUTUEL HANDLE FIGURES

	DAA/NMSF	SUN	RUI	SRP	ZIA	ISW	TOTAL LOCATION HANDLE
Downs at Alb./NMSF							
DAA/NMSF on DAA/NMSF	2,608,638					23,085,336	25,693,974
DAA/NMSF on SRP				276,680			276,680
DAA/NMSF on SUN		926,390					926,390
DAA/NMSF on RUI			620,770				620,770
DAA/NMSF on ZIA					439,555		439,555
TOTAL	2,608,638	926,390	620,770	276,680	439,555	23,085,336	27,957,369
Ruidoso Downs							
RUI on DAA/NMSF	66,590						66,590
RUI on RUI			10,829,918			3,399,695	14,229,613
RUI on SRP				79,792			79,792
RUI on SUN		271,844					271,844
RUI on ZIA					118,576		118,576
TOTAL	66,590	271,844	10,829,918	79,792	118,576	3,399,695	14,766,415
SunRay Park							
SRP on DAA/NMSF	55,809						55,809
SRP on SRP				608,401		2,066,286	2,674,687
SRP on SUN		156,328					156,328
SRP on RUI			105,889				105,889
SRP on ZIA					65,638		65,638
TOTAL	55,809	156,328	105,889	608,401	65,638	2,066,286	3,058,351
Sunland Park							
SUN on DAA/NMSF	197,021						197,021
SUN on SRP				187,820			187,820
SUN on SUN		5,638,095				19,005,152	24,643,247
SUN on RUI			597,434				597,434
SUN on ZIA					436,240		436,240
TOTAL	197,021	5,638,095	597,434	187,820	436,240	19,005,152	26,061,762
Zia Park							
ZIA on DAA/NMSF	85,531						85,531
ZIA on SRP				66,701			66,701
ZIA on SUN		421,015					421,015
ZIA on RUI			389,845				389,845
ZIA on ZIA					2,390,272	3,568,646	5,958,918
TOTAL	85,531	421,015	389,845	66,701	2,390,272	3,568,646	6,922,010
	3,013,589	7,413,672	12,543,856	1,219,394	3,450,281	51,125,115	78,765,906
	DAA/NMSF	SUN	RUI	SRP	ZIA		TOTAL HANDLE
RACE MEET HANDLE	3,013,589	7,413,672	12,543,856	1,219,394	3,450,281		27,640,792
OUT-of-STATE MEET HANDLE	4,405,154	53,268,782	11,719,945	2,509,226	20,899,614		92,802,721
TOTAL RACE MEET HANDLE	7,418,742	60,682,454	24,263,801	3,728,619	24,349,893		120,443,509
OUT-of-STATE SIMULCAST HANDLE	23,085,336	19,005,152	3,399,695	2,066,286	3,568,646		51,125,115
TOTAL HANDLE	30,504,078	79,687,606	27,663,496	5,794,905	27,918,539		171,568,624

2013



TRENDS IN WAGERING

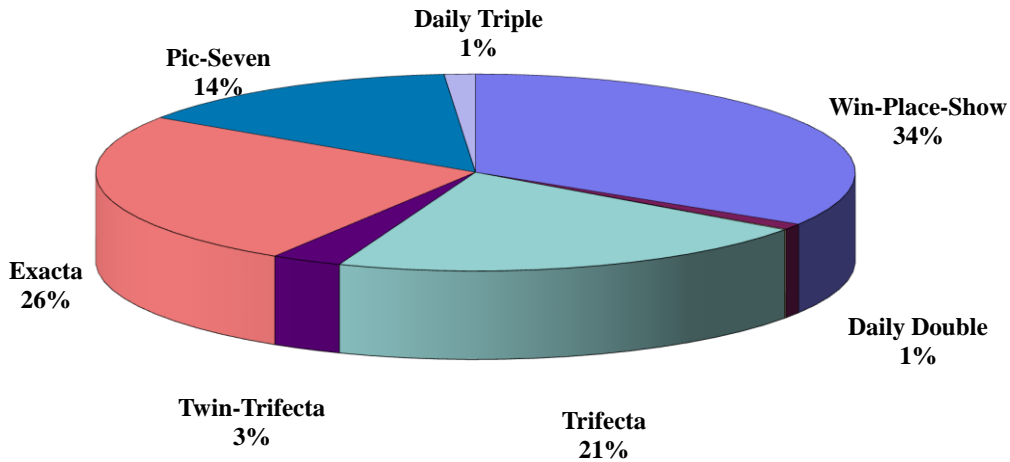
		STRAIGHT PLACE, SHOW	DAILY DOUBLE	QUINELLA	TRIFECTA	TWIN TRIFECTA	
DOLLARS	2013	58,070,848	1,656,144	185,008	35,857,798	5,176,250	
% OF TOTAL	2013	33.85%	0.97%	0.11%	20.90%	3.02%	
		EXACTA	ODD/EVEN	PIC-SEVEN SUPERFECTA	DAILY TRIPLE		TOTALS
DOLLARS	2013	43,799,066	0	24,548,495	2,275,015		171,568,624
% OF TOTAL	2013	25.53%	0.00%	14.31%	1.33%		100%

		STRAIGHT PLACE, SHOW	DAILY DOUBLE	QUINELLA	TRIFECTA	TWIN TRIFECTA	
DOLLARS	2012	58,145,217	1,493,882	1,795,952	36,473,633	4,700,376	
% OF TOTAL	2012	34.17%	0.88%	1.06%	21.44%	2.76%	
		EXACTA	ODD/EVEN	PIC-SEVEN SUPERFECTA	DAILY TRIPLE		TOTALS
DOLLARS	2012	41,291,939	0	23,899,164	2,350,427		170,150,589
% OF TOTAL	2012	24.27%	0.00%	14.05%	1.38%		100%

		STRAIGHT PLACE, SHOW	DAILY DOUBLE	QUINELLA	TRIFECTA	TWIN TRIFECTA	
DOLLARS	2011	58,225,615	1,508,843	1,859,494	37,968,026	4,488,399	
% OF TOTAL	2011	34.12%	0.88%	1.09%	22.25%	2.63%	
		EXACTA	ODD/EVEN	PIC-SEVEN SUPERFECTA	DAILY TRIPLE		TOTALS
DOLLARS	2011	41,170,050	0	23,145,958	2,280,349		170,646,732
% OF TOTAL	2011	24.13%	0.00%	13.56%	1.34%		100%

		STRAIGHT PLACE, SHOW	DAILY DOUBLE	QUINELLA	TRIFECTA	TWIN TRIFECTA	
DOLLARS	2010	59,987,716	1,799,247	2,049,218	43,766,841	4,183,672	
% OF TOTAL	2010	32.20%	0.97%	1.10%	23.49%	2.25%	
		EXACTA	ODD/EVEN	PIC-SEVEN SUPERFECTA	DAILY TRIPLE		TOTALS
DOLLARS	2010	46,766,576	0	25,379,596	2,375,556		186,308,422
% OF TOTAL	2010	25.10%	0.00%	13.62%	1.28%		100%

Trends in Wagering 2013



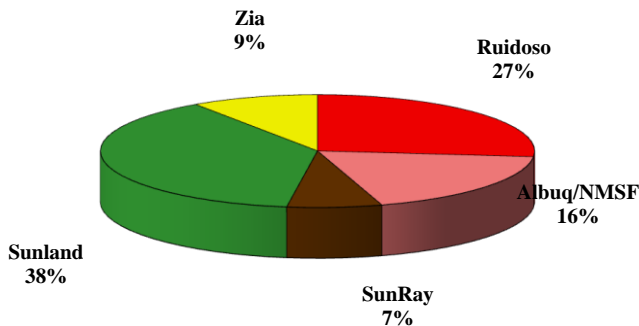
ATTENDANCE AND PARI-MUTUEL WAGERING LIVE MEET TOTALS

2013	NO. OF DAYS	ATTENDANCE	DAILY AVERAGE	RACE MEET PARI-MUTUEL HANDLE	AVERAGE
RUI	60	245,334	4,089	24,263,802	404,397
DAA/NMSF	57	170,950	2,999	7,418,741	130,153
SRP	39	64,843	1,663	3,728,614	95,605
SUN	76	351,930	4,631	60,682,455	798,453
ZIA	56	87,548	1,563	24,349,894	434,820
	288	920,605	3,197	120,443,509	418,207

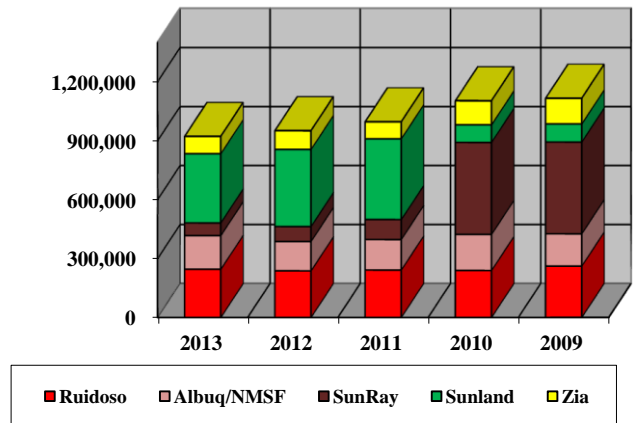
2012	NO. OF DAYS	ATTENDANCE	DAILY AVERAGE	RACE MEET PARI-MUTUEL HANDLE	AVERAGE
RUI	61	237,358	3,891	22,363,300	366,611
DAA/NMSF	54	149,222	2,763	6,681,542	123,732
SRP	42	76,023	1,810	4,604,262	109,625
SUN	77	392,278	5,095	62,183,066	807,572
ZIA	54	94,730	1,754	21,324,099	394,891
	288	949,611	3,297	117,156,271	406,793

2011	NO. OF DAYS	ATTENDANCE	DAILY AVERAGE	RACE MEET PARI-MUTUEL HANDLE	AVERAGE
RUI	61	241,609	3,961	20,588,437	337,515
DAA/NMSF	54	155,017	2,871	7,465,023	138,241
SRP	42	101,381	2,414	5,968,946	142,118
SUN	77	410,946	5,337	59,171,818	768,465
ZIA	54	85,632	1,586	19,853,818	367,663
	288	994,585	3,453	113,048,043	392,528

Attendance 2013 Meet Totals



Attendance by Race Meet



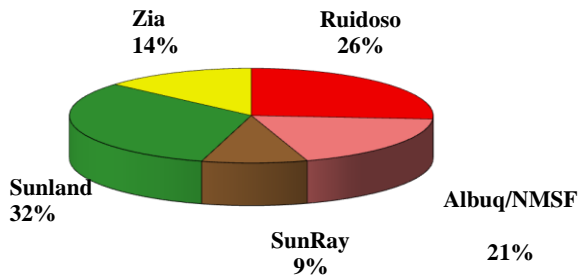
RACING REVENUES TO THE STATE

2013	NO. OF PARI-MUTUEL DAYS	DAILY TAX	DAILY TAX	DAILY LICENSE FEE	OCCUPATIONAL LICENSE FEE	OCCUPATIONAL FINES	TOTAL STATE REVENUE
RUI	60	50,801	39,000	30,000	80,250	30,200	230,251
DAA/NMSF	57	55,536	37,050	28,500	32,305	12,010	165,401
SRP	39	3,098	724	19,500	28,865	30,056	82,243
SUN	76	42,995	49,400	38,000	101,950	49,500	281,845
ZIA	56	5,134	3,490	28,000	53,580	28,685	118,889
	288	157,565	129,664	144,000	296,950	150,451	878,630

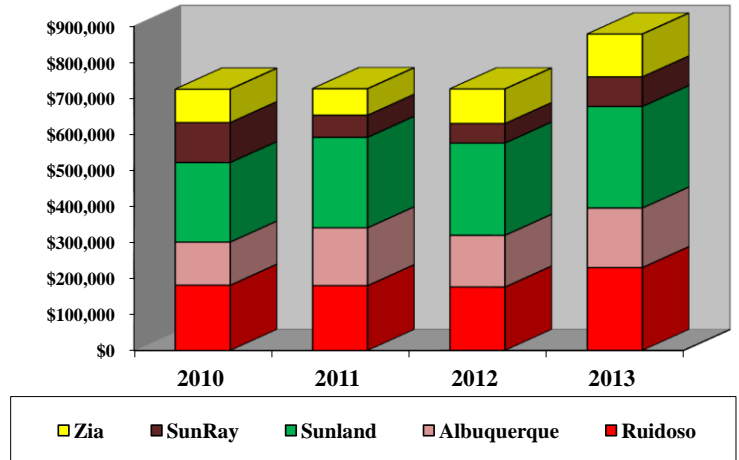
2012	NO. OF PARI-MUTUEL DAYS	DAILY TAX	DAILY TAX	DAILY LICENSE FEE	OCCUPATIONAL LICENSE FEE	OCCUPATIONAL FINES	TOTAL STATE REVENUE
RUI	61	42,039	39,650	30,500	77,715	15,900	176,259
DAA/NMSF	54	55,568	35,100	27,000	31,400	6,550	143,604
SRP	42	3,285	841	21,000	28,420	7,100	54,100
SUN	77	44,968	50,050	38,500	82,230	33,525	256,193
ZIA	54	6,644	3,196	27,000	40,530	14,720	96,044
	288	152,504	128,836	144,000	260,295	77,795	726,202

2011	NO. OF PARI-MUTUEL DAYS	DAILY TAX	DAILY TAX	DAILY LICENSE FEE	OCCUPATIONAL LICENSE FEE	OCCUPATIONAL FINES	TOTAL STATE REVENUE
RUI	61	43,311	39,650	30,500	55,995	10,635	180,091
DAA/NMSF	54	63,621	35,100	27,000	26,850	8,175	160,746
SRP	42	4,165	1,084	21,000	26,775	8,300	61,324
SUN	77	48,645	50,050	38,500	95,825	18,085	251,105
ZIA	54	5,898	3,004	27,000	31,170	6,600	73,672
	288	165,640	128,888	144,000	236,615	51,795	726,938

STATE REVENUES 2013 MEET TOTALS



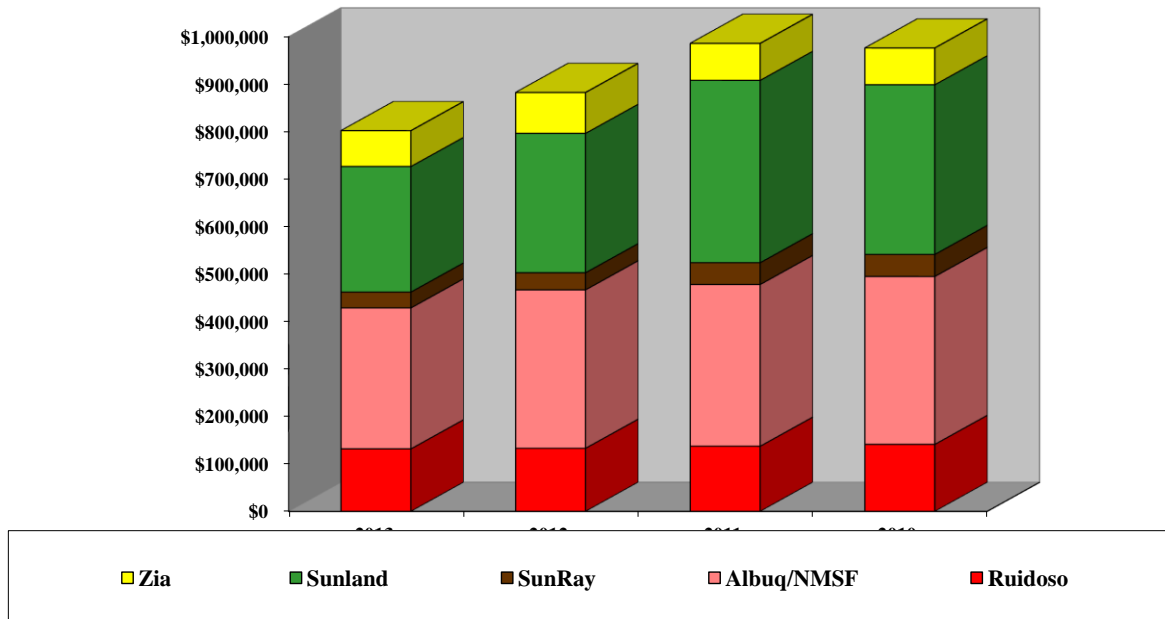
STATE REVENUES



WAGER AND DISTRIBUTION LOCATION TOTALS

2013	NO. OF DAYS	TOTAL HANDLE	RETURN TO PUBLIC	COMMISSION	BREAKAGE	CAPITAL IMPROVEMENT	EXPO NM REVENUE	STATE TAX
RUI	60	27,663,497	21,772,748	5,696,217	194,533	131,764	161,338	89,801
DAA/NMSF	57	30,504,078	24,030,475	6,324,437	149,166	297,018	305,784	92,586
SRP	39	5,794,900	4,498,207	1,265,407	31,287	33,451	33,451	3,822
SUN	76	79,687,608	62,597,664	16,760,986	328,958	264,683	300,859	92,395
ZIA	56	27,918,540	21,667,097	6,132,489	118,955	75,459	75,459	8,624
	232	171,568,624	134,566,191	36,179,535	822,898	802,376	876,892	287,229
2012	NO. OF DAYS	TOTAL HANDLE	RETURN TO PUBLIC	COMMISSION	BREAKAGE	CAPITAL IMPROVEMENT	EXPO NM REVENUE	STATE TAX
RUI	61	25,956,958	20,412,120	5,368,835	176,003	133,006	154,653	81,689
DAA/NMSF	54	30,073,755	23,655,890	6,278,638	139,227	297,770	307,153	90,668
SRP	42	6,725,263	5,222,273	1,467,806	35,185	36,101	36,101	4,125
SUN	77	81,830,127	64,338,356	17,134,397	357,374	293,774	285,084	95,018
ZIA	54	25,564,486	19,795,701	5,634,712	134,072	86,105	86,105	9,839
	234	170,150,589	133,424,340	35,884,388	841,861	846,756	884,872	281,341
2011	NO. OF DAYS	TOTAL HANDLE	RETURN TO PUBLIC	COMMISSION	BREAKAGE	CAPITAL IMPROVEMENT	EXPO NM REVENUE	STATE TAX
RUI	61	24,226,644	19,069,755	4,979,798	177,091	137,352	159,968	82,961
DAA/NMSF	54	33,508,236	26,276,186	7,067,628	164,421	340,863	351,144	98,721
SRP	42	8,670,529	6,721,120	1,905,221	44,188	45,924	45,924	5,249
SUN	77	80,206,596	63,040,934	16,848,306	317,356	384,353	323,166	98,695
ZIA	54	24,034,728	18,727,338	5,176,019	131,371	77,895	77,895	8,902
	234	170,646,732	133,835,333	35,976,973	834,426	986,388	958,098	294,528

Capital Improvement Tax Credits



THOROUGHBRED WAGERING MEET TOTALS

2013	NO. OF RACES	STRAIGHT PLACE, SHOW	DAILY DOUBLE	QUINELLA	TRIFECTA	TWIN TRIFECTA
RUI	267	4,325,836	43,068	-0-	2,043,893	98,191
DAA/NMSF	306	1,856,946	777	-0-	1,335,517	29,878
SRP	220	926,495	13,691	-0-	596,639	37,092
SUN	510	13,966,656	378,091	-0-	9,968,540	1,175,514
ZIA	379	6,145,907	112,662	-0-	3,588,806	435,049
	1,682	27,221,840	548,289	0	17,533,395	1,775,724

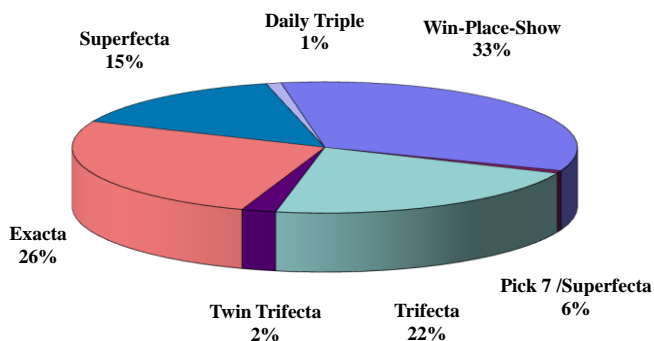
2013	NO. OF RACES	EXACTA	PIC-SIX	PICK SEVEN SUPERFECTA	ODD/EVEN	DAILY TRIPLE	THOROUGHBRED TOTAL HANDLE
RUI	267	2,457,050	-0-	1,272,738	-0-	12,820	10,253,599
DAA/NMSF	306	1,167,366	-0-	853,556	-0-	22,549	5,266,590
SRP	220	596,861	-0-	424,401	-0-	11,656	2,606,837
SUN	510	12,497,751	101,712	7,138,779	-0-	527,137	45,754,181
ZIA	379	4,513,006	-0-	2,187,057	-0-	205,819	17,188,309
	1,682	21,232,034	101,712	11,876,532	-0-	779,981	81,069,517

2012	NO. OF RACES	STRAIGHT PLACE, SHOW	DAILY DOUBLE	QUINELLA	TRIFECTA	TWIN TRIFECTA
RUI	287	4,398,543	41,613	679,633	1,950,284	35,279
DAA/NMSF	312	1,508,614	1,113	-0-	1,120,811	57,039
SRP	249	1,153,507	17,546	-0-	754,829	38,656
SUN	527	15,531,385	325,253	-0-	9,842,774	1,193,084
ZIA	362	5,373,015	115,950	-0-	3,125,339	245,408
	1,737	27,965,064	501,475	679,633	16,794,037	1,569,466

2012	NO. OF RACES	EXACTA	PIC-SIX	PICK SEVEN SUPERFECTA	ODD/EVEN	DAILY TRIPLE	THOROUGHBRED TOTAL HANDLE
RUI	287	1,896,955	-0-	1,235,713	-0-	114,199	10,352,221
DAA/NMSF	312	1,019,835	-0-	679,733	-0-	-0-	4,387,146
SRP	249	712,243	-0-	501,594	-0-	18,226	3,196,603
SUN	527	12,357,426	271,803	6,569,889	-0-	660,658	46,752,275
ZIA	362	3,923,546	-0-	2,247,701	-0-	101,995	15,132,956
	1,737	19,910,005	271,803	11,234,630	-0-	895,078	79,821,202

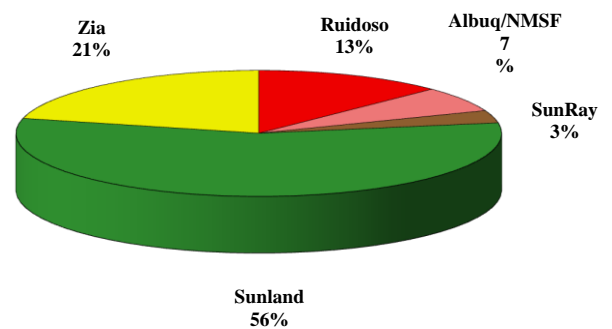
2013

Thoroughbred Types of Wagering



2013

Thoroughbred Handle



QUARTER HORSE WAGERING MEET TOTALS

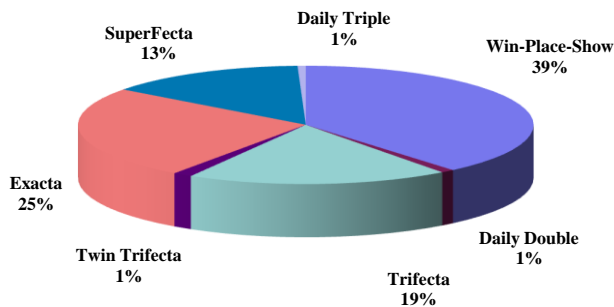
2013	NO. OF RACES	STRAIGHT PLACE, SHOW	DAILY DOUBLE	QUINELLA	TRIFECTA		
							15488.000
							158,599.00
RUI	356	6,100,403	100,043	-0-	2,262,193	10,426,239	143,111
DAA/NMSF	203	866,199	30,560	-0-	505,160	425,034	
SRP	135	439,906	16,390	-0-	223,309		5,740,112
SUN	327	5,454,683	160,542	-0-	2,872,975		91,531
ZIA	260	2,433,892	67,099	-0-	1,458,079		
	1,281	15,295,083	374,634	0	7,321,716		24,263,802

2013	NO. OF RACES	TWIN TRIFECTA	EXACTA	ODD/EVEN	PICK SEVEN SUPERFECTA	DAILY TRIPLE	QUARTER HORSE TOTAL HANDLE
RUI	356	326,843	3,283,062	-0-	1,858,945	78,711	14,010,203
DAA/NMSF	203	-0-	519,183	-0-	225,211	5,837	2,152,152
SRP	135	-0-	265,308	-0-	172,080	4,780	1,121,777
SUN	327	122,626	3,964,301	-0-	2,248,814	104,330	14,928,275
ZIA	260	88,812	1,977,791	-0-	1,101,113	34,795	7,161,585
	1,281	538,281	10,009,645	-0-	5,606,163	228,453	39,373,992

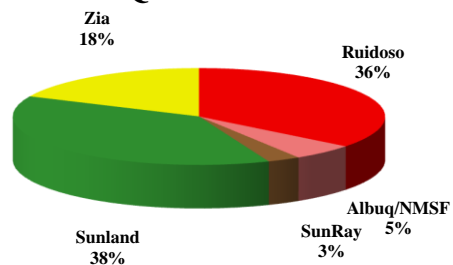
2012	NO. OF RACES	STRAIGHT PLACE, SHOW	DAILY DOUBLE	QUINELLA	TRIFECTA
RUI	344	5,181,341	99,367	660,230	1,972,307
DAA/NMSF	214	877,400	32,952	-0-	549,052
SRP	151	542,991	18,474	-0-	294,913
SUN	351	6,154,517	148,449	-0-	2,914,907
ZIA	263	2,237,012	61,371	-0-	1,254,232
	1,323	14,993,261	360,613	660,230	6,985,411

2012	NO. OF RACES	TWIN TRIFECTA	EXACTA	ODD/EVEN	PICK SEVEN SUPERFECTA	DAILY TRIPLE	QUARTER HORSE TOTAL HANDLE
RUI	344	126,252	2,230,484	-0-	1,634,737	106,357	12,011,079
DAA/NMSF	214	3,500	564,095	-0-	267,395	-0-	2,294,395
SRP	151	2,614	320,600	-0-	220,877	7,188	1,407,658
SUN	351	118,815	3,871,028	-0-	2,134,610	88,462	15,430,791
ZIA	263	2,824	1,655,067	-0-	930,460	50,174	6,191,142
	1,323	254,004	8,641,274	-0-	5,188,080	252,181	37,335,066

2013 Quarter Horse Types of Wagering



2013 Quarter Horse Handle



SIMULCAST WAGERING

LOCATION TOTALS

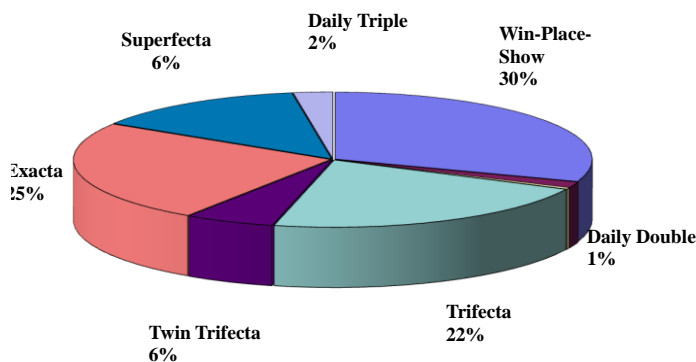
2013	STRAIGHT PLACE, SHOW	DAILY DOUBLE	QUINELLA	TRIFECTA
RUI	1,078,915	63,842	12,158	763,645
DAA/NMSF	7,046,210	279,337	93,456	4,977,102
SRP	611,267	25,017	4,337	457,370
SUN	5,298,800	337,688	71,609	4,106,774
ZIA	1,518,723	27,335	3,447	697,790
	15,553,915	733,219	185,007	11,002,681

2013	TWIN TRIFECTA	EXACTA	ODD/EVEN	PICK SEVEN SUPERFECTA	DAILY TRIPLE	SIMULCAST TOTAL HANDLE
RUI	295,947	703,263	-0-	366,880	115,045	3,399,695
DAA/NMSF	1,404,009	5,209,230	-0-	3,476,075	599,917	23,085,336
SRP	108,364	586,501	0	202,941	70,489	2,066,286
SUN	992,127	5,144,432	-0-	2,605,725	447,993	19,005,152
ZIA	61,798	913,955	-0-	312,461	33,137	3,568,646
	2,862,245	12,557,381	-0-	6,964,082	1,266,581	51,125,115

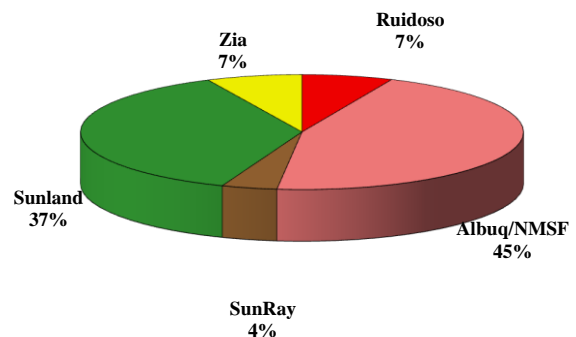
2012	STRAIGHT PLACE, SHOW	DAILY DOUBLE	QUINELLA	TRIFECTA
RUI	1,106,125	55,569	20,946	843,838
DAA/NMSF	6,522,633	295,921	323,983	5,482,939
SRP	584,602	22,539	7,184	494,633
SUN	5,312,568	227,605	97,511	4,960,000
ZIA	1,660,959	30,159	6,464	912,771
	15,186,887	631,793	456,088	12,694,181

2012	TWIN TRIFECTA	EXACTA	ODD/EVEN	PICK SEVEN SUPERFECTA	DAILY TRIPLE	SIMULCAST TOTAL HANDLE
RUI	285,358	677,518	-0-	474,398	129,909	3,593,661
DAA/NMSF	1,661,900	5,165,934	-0-	3,335,120	603,784	23,392,214
SRP	106,101	638,603	0	205,752	61,588	2,121,002
SUN	741,026	5,322,513	-0-	2,633,214	352,627	19,647,064
ZIA	82,520	936,089	-0-	556,168	55,259	4,240,389
	2,876,905	12,740,657	-0-	7,204,651	1,203,167	52,994,329

**2013
Simulcast Wagering**



2013 Simulcast Handle



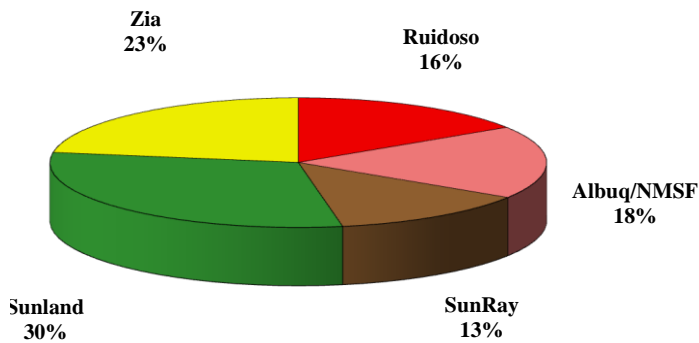
THOROUGHBRED & QUARTER HORSE WAGERING & AVERAGES

2013	NO. OF RACES	THOROUGHBRED TOTAL HANDLE	AVERAGE PER RACE	NO. OF RACES	QUARTER HORSE TOTAL HANDLE	AVERAGE PER RACE
RUI	267	10,253,599	38,403	356	14,010,203	39,355
DAA/NMSF	306	5,266,590	17,211	203	2,152,152	10,602
SRP	220	2,606,837	11,849	135	1,121,777	8,309
SUN	510	45,754,181	89,714	327	14,928,275	45,652
ZIA	379	17,188,309	45,352	260	7,161,585	27,545
	1,682	81,069,517	40,506	1,281	39,373,992	26,292

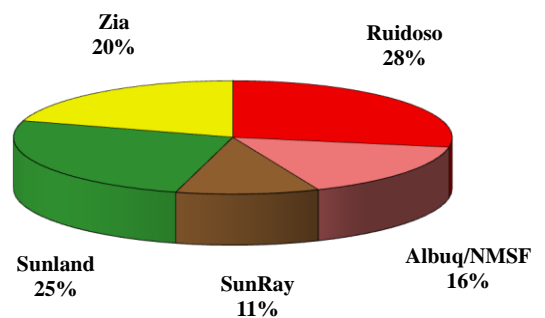
2012	NO. OF RACES	THOROUGHBRED TOTAL HANDLE	AVERAGE PER RACE	NO. OF RACES	QUARTER HORSE TOTAL HANDLE	AVERAGE PER RACE
RUI	287	10,352,221	36,070	344	12,011,079	34,916
DAA/NMSF	312	4,387,146	14,061	214	2,294,395	10,721
SRP	249	3,196,603	12,838	151	1,407,658	9,322
SUN	527	46,752,275	88,714	351	15,430,791	43,962
ZIA	362	15,132,956	41,804	263	6,191,142	23,540
	1,737	79,821,202	38,697	1,323	37,335,066	24,492

2011	NO. OF RACES	THOROUGHBRED TOTAL HANDLE	AVERAGE PER RACE	NO. OF RACES	QUARTER HORSE TOTAL HANDLE	AVERAGE PER RACE
RUI	270	8,661,197	32,079	349	11,927,240	34,175
DAA/NMSF	307	5,016,506	16,340	234	2,448,516	10,464
SRP	300	4,312,743	14,376	188	1,656,203	8,810
SUN	529	42,978,286	81,244	353	16,193,532	45,874
ZIA	330	14,940,895	45,275	252	4,912,922	19,496
	1,736	75,909,628	37,863	1,376	37,138,413	23,764

2013 Thoroughbred Races



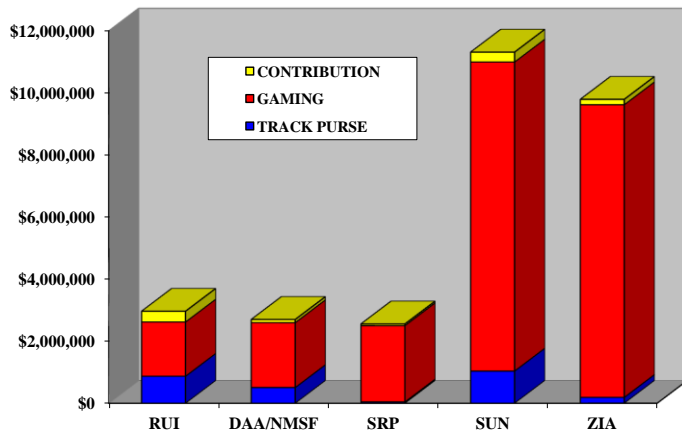
2013 Quarter Horse Races



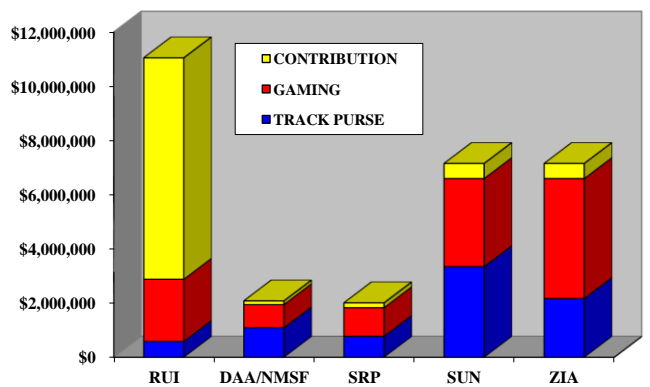
PURSE DISTRIBUTION

THOROUGHBRED: 2013	RACES	TRACK PURSE	GAMING	CONTRIBUTION	TOTAL PURSE	
RUI	267	871,932	1,749,220	344,832	2,965,984	
DAA/NMSF	306	507,662	2,092,265	100,943	2,700,871	
SRP	220	43,722	2,458,800	53,900	2,556,421	
SUN	510	1,038,388	9,962,398	317,228	11,318,015	
ZIA	379	190,395	9,433,614	172,350	9,796,359	
	1,682	2,652,098	25,696,297	989,253	29,337,649	COMBINED
QUARTER HORSE: 2013	RACES	TRACK PURSE	GAMING	CONTRIBUTION	TOTAL PURSE	PURSE
RUI	356	585,654	2,293,479	8,167,551	11,046,684	14,012,667
DAA/NMSF	203	1,090,094	854,988	134,484	2,079,566	4,780,437
SRP	135	771,395	1,058,074	177,510	2,006,979	4,563,400
SUN	327	3,345,394	3,250,444	553,539	7,149,378	18,467,392
ZIA	260	2,169,452	4,426,386	553,539	7,149,378	16,945,736
	1,281	7,961,989	11,883,372	9,586,623	29,431,984	58,769,633
THOROUGHBRED: 2012	RACES	TRACK PURSE	GAMING	CONTRIBUTION	TOTAL PURSE	
RUI	287	911,846	1,838,683	390,278	3,140,807	
DAA/NMSF	312	1,060,425	1,547,676	114,143	2,722,244	
SRP	249	448,081	3,146,874	49,100	3,644,056	
SUN	527	1,718,097	11,317,548	358,547	13,394,192	
ZIA	362	531,143	8,780,596	174,300	9,486,040	
	1,737	4,669,592	26,631,378	1,086,368	32,387,338	COMBINED
QUARTER HORSE: 2012	RACES	TRACK PURSE	GAMING	CONTRIBUTION	TOTAL PURSE	PURSE
RUI	344	745,816	2,133,317	8,167,551	11,046,684	14,187,491
DAA/NMSF	214	1,168,095	809,405	135,155	2,112,656	4,834,900
SRP	151	519,424	2,105,940	214,600	2,839,964	6,484,020
SUN	351	4,040,783	3,735,406	815,763	8,591,952	21,986,144
ZIA	263	1,860,898	4,995,597	641,699	7,498,194	16,984,233
	1,323	8,335,016	13,779,665	9,974,769	32,089,450	64,476,788

**2013
Thoroughbred Purse
Distribution**



**2013
Quarter Horse Purse
Distribution**



TRACK RETAINED PARI-MUTUEL REVENUE AND PURSE DISTRIBUTION

THOROUGHBRED:		2013	DAYS	COMMISSION AFTER STATE TAX	BREAKAGE	TOTAL RETAINED REVENUE	PURSE	
	RUI		60	2,078,043	72,104	2,150,148	2,621,151	
	DAA/NMSF		57	1,075,942	25,754	1,101,695	2,599,928	
	SRP		39	567,524	14,074	581,598	2,502,521	
	SUN		76	9,570,594	188,878	9,759,471	11,000,787	
	ZIA		56	3,770,214	73,236	3,843,450	9,624,009	
			288	17,062,317	374,046	17,436,362	28,348,396	
QUARTER HORSE:		2013	DAYS	COMMISSION AFTER STATE TAX	BREAKAGE	TOTAL RETAINED REVENUE	PURSE	
	RUI		60	2,839,374	98,521	2,937,896	2,879,133	
	DAA/NMSF		57	439,675	10,524	450,199	1,945,082	
	SRP		39	244,218	6,056	250,274	1,829,469	
	SUN		76	3,122,610	61,625	3,184,235	6,595,838	
	ZIA		56	1,570,876	30,514	1,601,390	6,595,838	
			288	8,216,754	207,241	8,423,995	19,845,361	
SIMULCAST:		2013	DAYS	COMMISSION AFTER STATE TAX	BREAKAGE	TOTAL RETAINED REVENUE	PURSE	COMBINED TRACK PURSE
	RUI		365	688,998	23,907	712,905	-0-	5,500,285
	DAA/NMSF		365	4,716,234	112,888	4,829,122	-0-	4,545,010
	SRP		365	449,843	11,156	460,999	-0-	4,331,990
	SUN		365	3,975,387	78,455	4,053,842	-0-	17,596,625
	ZIA		365	782,774	118,955	901,729	-0-	16,219,847
			1825	10,613,236	345,361	10,958,597	-0-	48,193,756
THOROUGHBRED:		2012	DAYS	COMMISSION AFTER STATE TAX	BREAKAGE	TOTAL RETAINED REVENUE	PURSE	
	RUI		61	2,108,633	70,194	2,178,827	2,750,529	
	DAA/NMSF		54	902,698	20,310	923,009	2,608,101	
	SRP		42	695,706	16,724	712,430	3,594,956	
	SUN		77	9,735,165	204,179	9,939,344	13,035,645	
	ZIA		54	3,329,656	79,364	3,409,021	9,311,740	
			288	16,771,858	390,772	17,162,630	31,300,970	
QUARTER HORSE:		2012	DAYS	COMMISSION AFTER STATE TAX	BREAKAGE	TOTAL RETAINED REVENUE	PURSE	
	RUI		61	2,446,524	81,442	2,527,967	2,879,133	
	DAA/NMSF		54	472,094	10,622	482,716	1,977,501	
	SRP		42	306,361	7,365	313,726	2,625,364	
	SUN		77	3,213,133	67,390	3,280,524	7,776,189	
	ZIA		54	1,362,217	32,469	1,394,687	6,856,494	
			288	7,800,331	199,288	7,999,619	22,114,681	
SIMULCAST:		2012	DAYS	COMMISSION AFTER STATE TAX	BREAKAGE	TOTAL RETAINED REVENUE	PURSE	COMBINED TRACK PURSE
	RUI		365	731,989	24,367	756,356	-0-	5,629,662
	DAA/NMSF		365	4,813,177	108,295	4,921,471	-0-	4,585,601
	SRP		365	461,613	11,097	472,709	-0-	6,220,320
	SUN		365	4,091,082	85,804	4,176,886	-0-	20,811,834
	ZIA		365	932,999	134,072	1,067,071	-0-	16,168,234
			1825	11,030,860	363,634	11,394,495	-0-	53,415,651

**New Mexico Racing Commission
2013 Race Season**

**2012/2013 Sunland Park (Sunland Park) 76 Days – Friday, Saturday,
Tuesday, Friday, Saturday, Sunday**
December 7,8,9,11,14,15,16,18,21,21,22,23,26,29,30
January 1,4,5,6,8,11,12,13,15,18,19,20,22,25,26,27,29,31
February 1,2,3,5,8,9,10,12,15,16,17,19,22,23,24,26
March 1,2,3,5,8,9,10,12,15,16,17,19,22,23,24,26,29,30,31
April 2,5,6,7,9,12,13,14,16

**2013 Ruidoso Downs (Ruidoso Downs) 60 Days – Friday, Saturday, Sunday,
Monday**
May 24,25,26,27,31
June 1,2,3,7,8,9,10,14,15,16,17,21,22,23,24,28,29,30
July 1,4,5,6,7,12,13,14,15,19,20,21,22,26,27,28,29
August 2,3,4,5,9,10,11,12,15,16,17,18,23,24,25,26,30,31
September 1,2

**2013 SunRay Park (Farmington) 39 Days – Friday Saturday, Sunday,
Tuesday**
April 19,20,21,23,26,27,28,30
May 3,4,5,7,10,11,12,14,17,18,19,21,24,25,26,28,31
June 1,2,3,7,8,9,11,14,15,16,18,21,22,23

**2013 Downs at Albuquerque (Albuquerque) 40 Days – Friday, Saturday,
Sunday, Wednesday**
August 2,3,4,7,8,9,10,14,16,17,18,21,23,24,25,28,30,31
September 1,2,28,29
October 2,4,5,6,9,11,12,13,14,16,18,19,20,23,25,26,27,30
2013 New Mexico State Fair (Albuquerque) 17 Days
September 6,7,8,11,12,13,14,15,16,17,18,19,20,21,22,25,27

2013 Zia Park (Hobbs) 56 Days – Saturday, Sunday, Monday, Tuesday
September: 7,8,9,10,14,15,16,17,21,22,23,24,28,29,30
October: 1,5,6,7,8,12,13,14,15,19,20,21,22,23,26,27,28,29,30
November: 2,3,4,5,6,9,10,11,12,13,16,17,18,19,23,24,25,26,30
December: 1,2,3