

# NEW MEXICO RACING COMMISSION

2014 Racing Season

**Commissioners:**

Robert M. Doughty, III Chairman	Albuquerque
Beverly Bourguet	Albuquerque
Jerry G. Cospers, DVM	Los Lunas
Ray Willis	Roswell
Gayla McCulloch	Farmington

**Commission Staff:**

Vince Mares	Agency Director
Laura M. Valencia	Manager/CFO
Rosemary Garley	Manager
Fabian Lopez	IT Lead
Marc Thompson	Investigator
Leasa Johnson	Investigator
Bradley Bocker	Investigator
Raymond Romero	Investigator
Max Sabado	Background Investigator
Tina Arce	Administrative Secretary
Michelle Lopez	Licensing Administrator
Vanessa Valles	Secretary

**Stewards:**

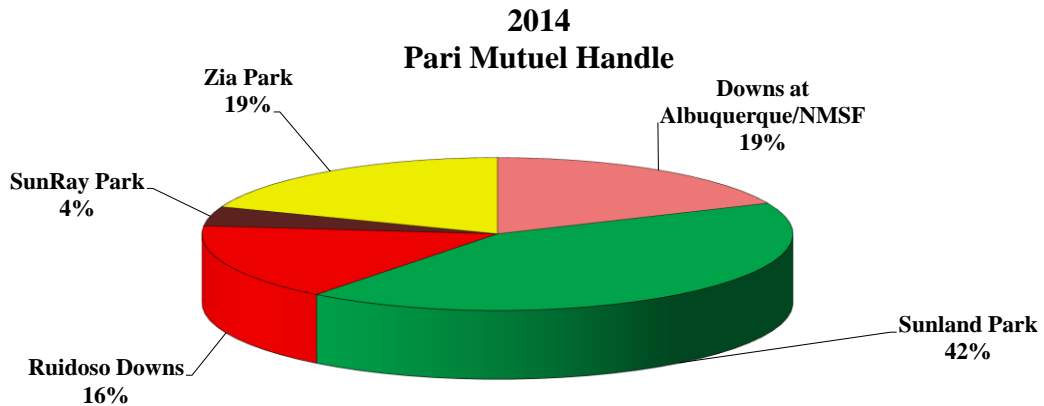
Ed L'Ecuyer	Reuben Rivera
Robert Allison	Connie Estes
David Keiter	Linda Salinas

**Racing Clerk:**

Joann Shepard

## 2014 PARI MUTUEL HANDLE FIGURES

	DAA/NMSF	SUN	RUI	SRP	ZIA	ISW	TOTAL LOCATION HANDLE
<b>Downs at Alb./NMSF</b>							
DAA/NMSF on DAA/NMSF	2,884,152					23,609,272	26,493,424
DAA/NMSF on SRP				278,874			278,874
DAA/NMSF on SUN		980,867					980,867
DAA/NMSF on RUI			538,809				538,809
DAA/NMSF on ZIA					128,210		128,210
<b>TOTAL</b>	2,884,152	980,867	538,809	278,874	128,210	23,609,272	28,420,184
<b>Ruidoso Downs</b>							
RUI on DAA/NMSF	100,266						100,266
RUI on RUI			10,385,648			3,484,721	13,870,369
RUI on SRP				78,061			78,061
RUI on SUN		262,507					262,507
RUI on ZIA					296,832		296,832
<b>TOTAL</b>	100,266	262,507	10,385,648	78,061	296,832	3,484,721	14,608,035
<b>SunRay Park</b>							
SRP on DAA/NMSF	56,775						56,775
SRP on SRP				658,614		1,798,713	2,457,327
SRP on SUN		147,639					147,639
SRP on RUI			81,416				81,416
SRP on ZIA					58,974		58,974
<b>TOTAL</b>	56,775	147,639	81,416	658,614	58,974	1,798,713	2,802,131
<b>Sunland Park</b>							
SUN on DAA/NMSF	256,910						256,910
SUN on SRP				189,373			189,373
SUN on SUN		5,631,692				18,655,752	24,287,444
SUN on RUI			491,101				491,101
SUN on ZIA					393,036		393,036
<b>TOTAL</b>	256,910	5,631,692	491,101	189,373	393,036	18,655,752	25,617,864
<b>Zia Park</b>							
ZIA on DAA/NMSF	128,210						128,210
ZIA on SRP				58,975			58,975
ZIA on SUN		393,037					393,037
ZIA on RUI			296,832				296,832
ZIA on ZIA					2,502,731	3,944,109	6,446,840
<b>TOTAL</b>	128,210	393,037	296,832	58,975	2,502,731	3,944,109	7,323,894
	<b>3,426,313</b>	<b>7,415,742</b>	<b>11,793,806</b>	<b>1,263,897</b>	<b>3,379,783</b>	<b>51,492,567</b>	<b>78,772,107</b>
	<b>DAA/NMSF</b>	<b>SUN</b>	<b>RUI</b>	<b>SRP</b>	<b>ZIA</b>		<b>TOTAL HANDLE</b>
<b>RACE MEET HANDLE</b>	3,426,313	7,415,742	11,793,806	1,263,897	3,379,783		27,279,541
<b>OUT-of-STATE MEET HANDLE</b>	5,506,892	48,252,379	13,386,333	4,182,664	26,653,932		97,982,200
<b>TOTAL RACE MEET HANDLE</b>	<b>8,933,205</b>	<b>55,668,121</b>	<b>25,180,139</b>	<b>5,446,560</b>	<b>30,033,713</b>		<b>125,261,738</b>
<b>OUT-of-STATE SIMULCAST HANDLE</b>	23,609,272	18,655,752	3,484,721	1,798,713	3,944,109		51,492,567
<b>TOTAL HANDLE</b>	<b>32,542,477</b>	<b>74,323,872</b>	<b>28,664,860</b>	<b>7,245,275</b>	<b>33,977,822</b>		<b>176,754,306</b>



## TRENDS IN WAGERING

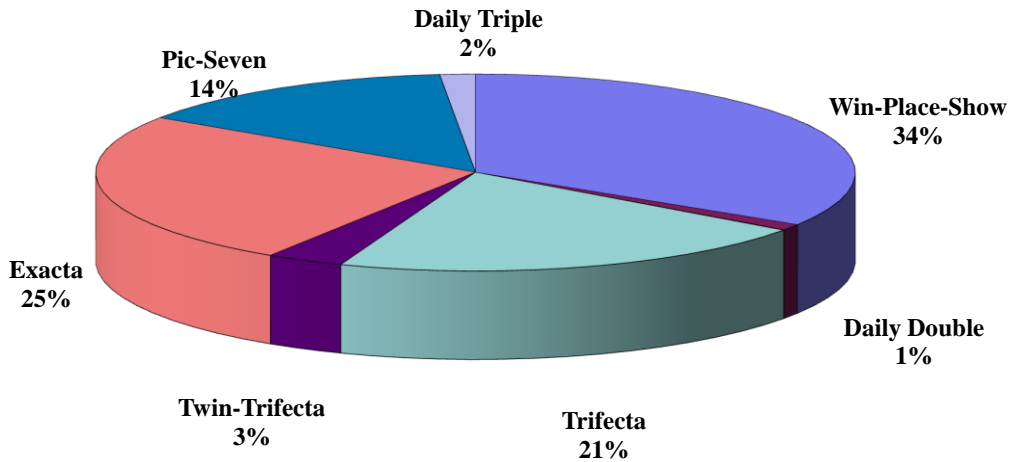
		STRAIGHT PLACE, SHOW	DAILY DOUBLE	QUINELLA	TRIFECTA	TWIN TRIFECTA	
DOLLARS	2014	59,975,477	1,763,129	128,268	36,686,201	5,833,060	
% OF TOTAL	2014	33.93%	1.00%	0.07%	20.76%	3.30%	
		EXACTA	ODD/EVEN	PIC-SEVEN SUPERFECTA	DAILY TRIPLE		TOTALS
DOLLARS	2014	44,741,146	0	24,958,133	2,668,891		176,754,306
% OF TOTAL	2014	25.31%	0.00%	14.12%	1.51%		100%

		STRAIGHT PLACE, SHOW	DAILY DOUBLE	QUINELLA	TRIFECTA	TWIN TRIFECTA	
DOLLARS	2013	58,070,848	1,656,144	185,008	35,857,798	5,176,250	
% OF TOTAL	2013	33.85%	0.97%	0.11%	20.90%	3.02%	
		EXACTA	ODD/EVEN	PIC-SEVEN SUPERFECTA	DAILY TRIPLE		TOTALS
DOLLARS	2013	43,799,066	0	24,548,495	2,275,015		171,568,624
% OF TOTAL	2013	25.53%	0.00%	14.31%	1.33%		100%

		STRAIGHT PLACE, SHOW	DAILY DOUBLE	QUINELLA	TRIFECTA	TWIN TRIFECTA	
DOLLARS	2012	58,145,217	1,493,882	1,795,952	36,473,633	4,700,376	
% OF TOTAL	2012	34.17%	0.88%	1.06%	21.44%	2.76%	
		EXACTA	ODD/EVEN	PIC-SEVEN SUPERFECTA	DAILY TRIPLE		TOTALS
DOLLARS	2012	41,291,939	0	23,899,164	2,350,427		170,150,589
% OF TOTAL	2012	24.27%	0.00%	14.05%	1.38%		100%

		STRAIGHT PLACE, SHOW	DAILY DOUBLE	QUINELLA	TRIFECTA	TWIN TRIFECTA	
DOLLARS	2011	58,225,615	1,508,843	1,859,494	37,968,026	4,488,399	
% OF TOTAL	2011	34.12%	0.88%	1.09%	22.25%	2.63%	
		EXACTA	ODD/EVEN	PIC-SEVEN SUPERFECTA	DAILY TRIPLE		TOTALS
DOLLARS	2011	41,170,050	0	23,145,958	2,280,349		170,646,732
% OF TOTAL	2011	24.13%	0.00%	13.56%	1.34%		100%

### Trends in Wagering 2014



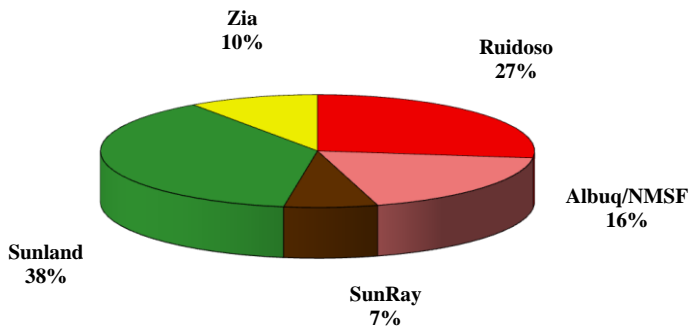
## ATTENDANCE AND PARI-MUTUEL WAGERING LIVE MEET TOTALS

2014	NO. OF DAYS	ATTENDANCE	DAILY AVERAGE	RACE MEET PARI-MUTUEL HANDLE	AVERAGE
RUI	61	246,369	4,039	25,180,139	412,789
DAA/NMSF	54	169,077	3,131	8,933,205	165,430
SRP	39	63,477	1,628	5,446,560	139,655
SUN	76	344,839	4,537	55,668,121	732,475
ZIA	56	88,592	1,582	30,033,713	536,316
	<b>286</b>	<b>912,354</b>	<b>3,190</b>	<b>125,261,738</b>	<b>437,978</b>

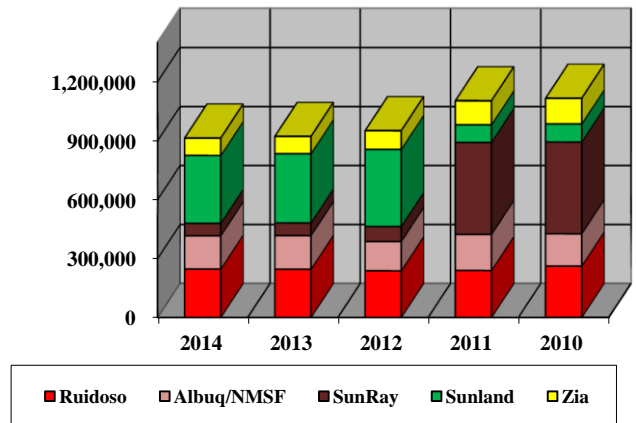
2013	NO. OF DAYS	ATTENDANCE	DAILY AVERAGE	RACE MEET PARI-MUTUEL HANDLE	AVERAGE
RUI	60	245,334	4,089	24,263,802	404,397
DAA/NMSF	57	170,950	2,999	7,418,741	130,153
SRP	39	64,843	1,663	3,728,614	95,605
SUN	76	351,930	4,631	60,682,455	798,453
ZIA	56	87,548	1,563	24,349,894	434,820
	<b>288</b>	<b>920,605</b>	<b>3,235</b>	<b>120,443,509</b>	<b>418,207</b>

2012	NO. OF DAYS	ATTENDANCE	DAILY AVERAGE	RACE MEET PARI-MUTUEL HANDLE	AVERAGE
RUI	61	237,358	3,891	22,363,300	366,611
DAA/NMSF	54	149,222	2,763	6,681,542	123,732
SRP	42	76,023	1,810	4,604,262	109,625
SUN	77	392,278	5,095	62,183,066	807,572
ZIA	54	94,730	1,754	21,324,099	394,891
	<b>288</b>	<b>949,611</b>	<b>3,297</b>	<b>117,156,271</b>	<b>406,793</b>

### Attendance 2014 Meet Totals



### Attendance by Race Meet



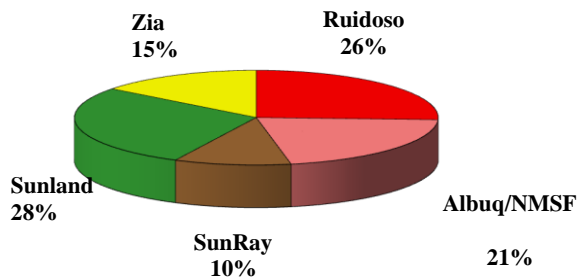
## RACING REVENUES TO THE STATE

2014	NO. OF PARI-MUTUEL DAYS	TAX	DAILY TAX	DAILY LICENSE FEE	OCCUPATIONAL LICENSE FEE	OCCUPATIONAL FINES	TOTAL STATE REVENUE
RUI	61	49,664	39,650	30,500	69,725	25,100	214,639
DAA/NMSF	54	57,837	35,100	27,000	44,130	12,700	176,767
SRP	39	2,570	906	19,500	28,395	35,020	86,391
SUN	76	44,239	49,400	38,000	69,920	32,775	234,334
ZIA	56	4,967	4,247	28,000	53,710	30,825	121,749
	<b>286</b>	<b>159,277</b>	<b>129,303</b>	<b>143,000</b>	<b>265,880</b>	<b>136,420</b>	<b>833,880</b>

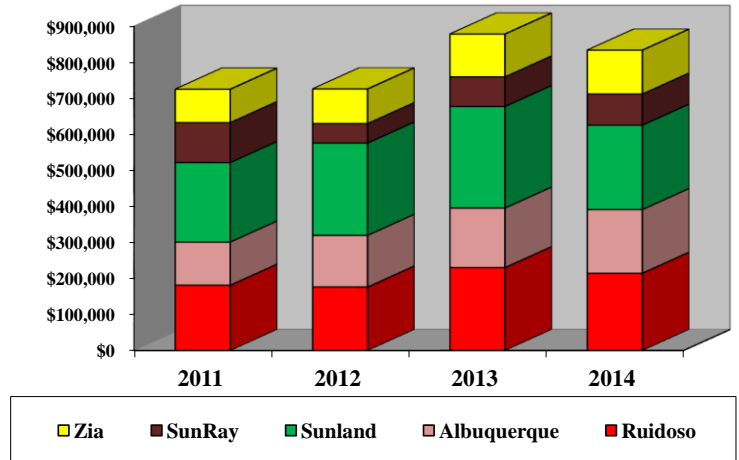
2013	NO. OF PARI-MUTUEL DAYS	TAX	DAILY TAX	DAILY LICENSE FEE	OCCUPATIONAL LICENSE FEE	OCCUPATIONAL FINES	TOTAL STATE REVENUE
RUI	60	50,801	39,000	30,000	80,250	30,200	230,251
DAA/NMSF	57	55,536	37,050	28,500	32,305	12,010	165,401
SRP	39	3,098	724	19,500	28,865	30,056	82,243
SUN	76	42,995	49,400	38,000	101,950	49,500	281,845
ZIA	56	5,134	3,490	28,000	53,580	28,685	118,889
	<b>288</b>	<b>157,565</b>	<b>129,664</b>	<b>144,000</b>	<b>296,950</b>	<b>150,451</b>	<b>878,630</b>

2012	NO. OF PARI-MUTUEL DAYS	TAX	DAILY TAX	DAILY LICENSE FEE	OCCUPATIONAL LICENSE FEE	OCCUPATIONAL FINES	TOTAL STATE REVENUE
RUI	61	42,039	39,650	30,500	77,715	15,900	176,259
DAA/NMSF	54	55,568	35,100	27,000	31,400	6,550	143,604
SRP	42	3,285	841	21,000	28,420	7,100	54,100
SUN	77	44,968	50,050	38,500	82,230	33,525	256,193
ZIA	54	6,644	3,196	27,000	40,530	14,720	96,044
	<b>288</b>	<b>152,504</b>	<b>128,836</b>	<b>144,000</b>	<b>260,295</b>	<b>77,795</b>	<b>726,202</b>

### STATE REVENUES 2014 MEET TOTALS



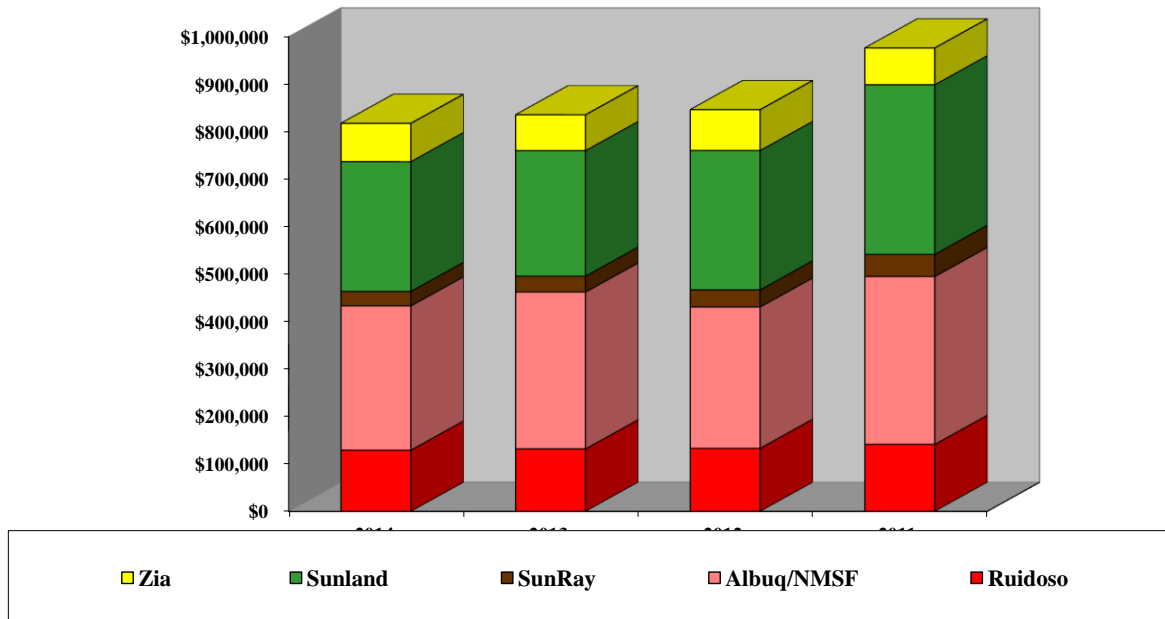
### STATE REVENUES



## WAGER AND DISTRIBUTION LOCATION TOTALS

2014	NO. OF DAYS	TOTAL HANDLE	RETURN TO PUBLIC	COMMISSION	BREAKAGE	CAPITAL IMPROVEMENT	EXPO NM REVENUE	STATE TAX
RUI	61	28,664,860	22,533,563	5,940,308	190,989	129,065	157,614	89,314
DAA/NMSF	54	32,542,477	25,616,050	6,768,250	158,177	303,992	313,724	92,937
SRP	39	7,245,275	5,617,154	1,589,363	38,758	30,426	30,426	3,476
SUN	76	74,323,872	58,311,244	15,688,752	323,877	273,688	290,232	93,639
ZIA	56	33,977,822	26,340,747	7,467,214	169,861	80,634	80,634	9,214
	<b>286</b>	<b>176,754,306</b>	<b>138,418,757</b>	<b>37,453,887</b>	<b>881,663</b>	<b>817,805</b>	<b>872,631</b>	<b>288,580</b>
2013	NO. OF DAYS	TOTAL HANDLE	RETURN TO PUBLIC	COMMISSION	BREAKAGE	CAPITAL IMPROVEMENT	EXPO NM REVENUE	STATE TAX
RUI	60	27,663,497	21,772,748	5,696,217	194,533	131,764	161,338	89,801
DAA/NMSF	57	30,504,078	24,030,475	6,324,437	149,166	297,018	305,784	92,586
SRP	39	5,794,900	4,498,207	1,265,407	32,287	33,451	33,451	3,822
SUN	76	79,687,608	62,597,664	16,760,986	328,958	264,683	300,859	92,395
ZIA	56	27,918,540	21,667,097	6,132,489	118,955	75,459	75,459	8,624
	<b>288</b>	<b>171,568,624</b>	<b>134,566,191</b>	<b>36,179,535</b>	<b>823,898</b>	<b>802,376</b>	<b>876,892</b>	<b>287,229</b>
2012	NO. OF DAYS	TOTAL HANDLE	RETURN TO PUBLIC	COMMISSION	BREAKAGE	CAPITAL IMPROVEMENT	EXPO NM REVENUE	STATE TAX
RUI	61	25,956,958	20,412,120	5,368,835	176,003	133,006	154,653	81,689
DAA/NMSF	54	30,073,755	23,655,890	6,278,638	139,227	297,770	307,153	90,668
SRP	42	6,725,263	5,222,273	1,467,806	35,185	36,101	36,101	4,125
SUN	77	81,830,127	64,338,356	17,134,397	357,374	293,774	285,084	95,018
ZIA	54	25,564,486	19,795,701	5,634,712	134,072	86,105	86,105	9,839
	<b>234</b>	<b>170,150,589</b>	<b>133,424,340</b>	<b>35,884,388</b>	<b>841,861</b>	<b>846,756</b>	<b>884,872</b>	<b>281,341</b>

### Capital Improvement Tax Credits



## THOROUGHBRED WAGERING MEET TOTALS

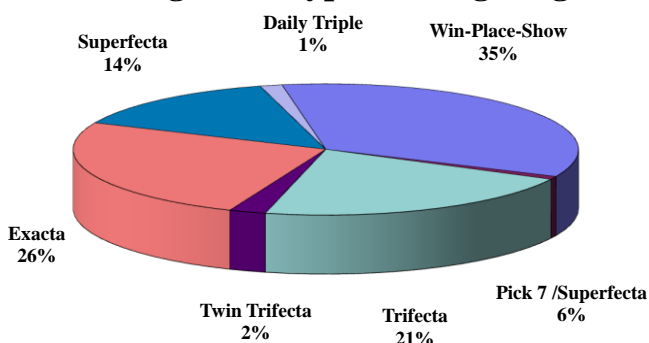
2014	NO. OF RACES	STRAIGHT PLACE, SHOW	DAILY DOUBLE	QUINELLA	TRIFECTA	TWIN TRIFECTA
RUI	242	3,747,862	47,560	0	2,094,704	46,924
DAA/NMSF	316	2,201,158	1,841	-0-	1,578,466	65,113
SRP	207	1,333,059	35,691	-0-	906,434	94,034
SUN	500	13,421,110	374,237	-0-	8,183,670	1,066,118
ZIA	363	6,979,774	145,529	-0-	4,281,009	601,902
	<b>1,628</b>	<b>27,682,963</b>	<b>604,858</b>	<b>0</b>	<b>17,044,283</b>	<b>1,874,092</b>

2014	NO. OF RACES	EXACTA	PIC-SIX	PICK SEVEN SUPERFECTA	ODD/EVEN	DAILY TRIPLE	THOROUGHBRED TOTAL HANDLE
RUI	242	1,967,172	-0-	972,158	-0-	26,150	8,902,533
DAA/NMSF	316	1,515,156	-0-	984,013	-0-	-0-	6,345,749
SRP	207	943,019	-0-	655,482	-0-	26,315	3,994,036
SUN	500	10,881,697	66,452	6,237,740	-0-	767,574	40,998,599
ZIA	363	5,070,996	-0-	2,437,584	-0-	314,054	19,830,851
	<b>1,628</b>	<b>20,378,040</b>	<b>66,452</b>	<b>11,286,977</b>	<b>-0-</b>	<b>1,134,093</b>	<b>80,071,768</b>

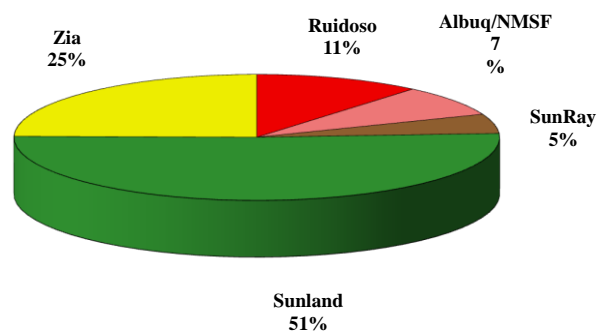
2013	NO. OF RACES	STRAIGHT PLACE, SHOW	DAILY DOUBLE	QUINELLA	TRIFECTA	TWIN TRIFECTA
RUI	267	4,325,836	43,068	-0-	2,043,893	98,191
DAA/NMSF	306	1,856,946	777	-0-	1,335,517	29,878
SRP	220	926,495	13,691	-0-	596,639	37,092
SUN	510	13,966,656	378,091	-0-	9,968,540	1,175,514
ZIA	379	6,145,907	112,662	-0-	3,588,806	435,049
	<b>1,682</b>	<b>27,221,840</b>	<b>548,289</b>	<b>0</b>	<b>17,533,395</b>	<b>1,775,724</b>

2013	NO. OF RACES	EXACTA	PIC-SIX	PICK SEVEN SUPERFECTA	ODD/EVEN	DAILY TRIPLE	THOROUGHBRED TOTAL HANDLE
RUI	267	2,457,050	-0-	1,272,738	-0-	12,820	10,253,599
DAA/NMSF	306	1,167,366	-0-	853,556	-0-	22,549	5,266,590
SRP	220	596,861	-0-	424,401	-0-	11,656	2,606,837
SUN	510	12,497,751	101,712	7,138,779	-0-	527,137	45,754,181
ZIA	379	4,513,006	-0-	2,187,057	-0-	205,819	17,188,309
	<b>1,682</b>	<b>21,232,034</b>	<b>101,712</b>	<b>11,876,532</b>	<b>-0-</b>	<b>779,981</b>	<b>81,069,517</b>

**2014**  
**Thoroughbred Types of Wagering**



**2014**  
**Thoroughbred Handle**



## QUARTER HORSE WAGERING MEET TOTALS

2014	NO. OF RACES	STRAIGHT PLACE, SHOW	DAILY DOUBLE	QUINELLA	TRIFECTA		
RUI	367	7,010,820	111,524	0	2,654,013		
DAA/NMSF	184	992,159	35,154	-0-	631,911		
SRP	144	576,074	12,876	0	285,799		
SUN	337	4,894,103	161,441	0	2,844,388		
ZIA	265	3,501,582	108,265	-0-	2,139,164		
	<b>1,297</b>	<b>16,974,738</b>	<b>429,260</b>	<b>0</b>	<b>8,555,275</b>		

2014	NO. OF RACES	TWIN TRIFECTA	EXACTA	ODD/EVEN	PICK SEVEN SUPERFECTA	DAILY TRIPLE	QUARTER HORSE TOTAL HANDLE
RUI	367	430,100	3,845,498	-0-	2,149,549	76,197	16,277,704
DAA/NMSF	184	972	624,840	-0-	302,419	-0-	2,587,457
SRP	144	7,143	342,274	-0-	223,786	4,569	1,452,524
SUN	337	127,810	4,075,731	-0-	2,363,317	202,719	14,669,511
ZIA	265	155,310	2,846,005	-0-	1,400,762	51,364	10,202,455
	<b>1,297</b>	<b>721,335</b>	<b>11,734,348</b>	<b>-0-</b>	<b>6,439,833</b>	<b>334,849</b>	<b>45,189,651</b>

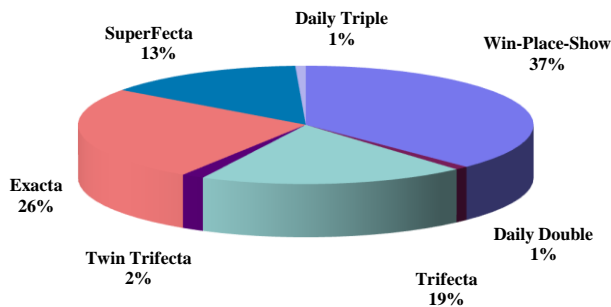
  

2013	NO. OF RACES	STRAIGHT PLACE, SHOW	DAILY DOUBLE	QUINELLA	TRIFECTA		
RUI	356	6,100,403	100,043	-0-	2,262,193		
DAA/NMSF	203	866,199	30,560	-0-	505,160		
SRP	135	439,906	16,390	-0-	223,309		
SUN	327	5,454,683	160,542	-0-	2,872,975		
ZIA	260	2,433,892	67,099	-0-	1,458,079		
	<b>1,281</b>	<b>15,295,083</b>	<b>374,634</b>	<b>0</b>	<b>7,321,716</b>		

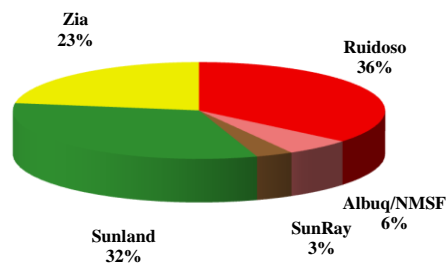
  

2013	NO. OF RACES	TWIN TRIFECTA	EXACTA	ODD/EVEN	PICK SEVEN SUPERFECTA	DAILY TRIPLE	QUARTER HORSE TOTAL HANDLE
RUI	356	326,843	3,283,062	-0-	1,858,945	78,711	14,010,203
DAA/NMSF	203	-0-	519,183	-0-	225,211	5,837	2,152,152
SRP	135	-0-	265,308	-0-	172,080	4,780	1,121,777
SUN	327	122,626	3,964,301	-0-	2,248,814	104,330	14,928,275
ZIA	260	88,812	1,977,791	-0-	1,101,113	34,795	7,161,585
	<b>1,281</b>	<b>538,281</b>	<b>10,009,645</b>	<b>-0-</b>	<b>5,606,163</b>	<b>228,453</b>	<b>39,373,992</b>

### 2014 Quarter Horse Types of Wagering



### 2014 Quarter Horse Handle





## SIMULCAST WAGERING LOCATION TOTALS

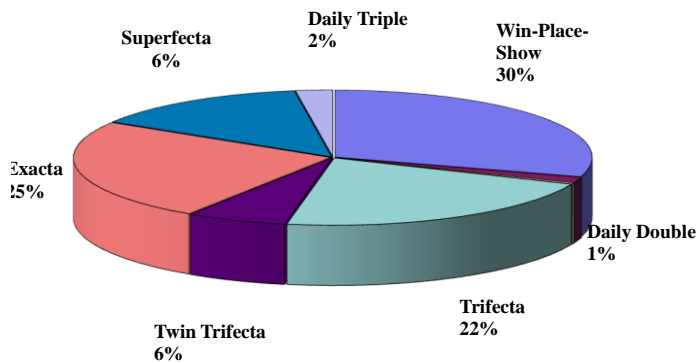
2014	STRAIGHT PLACE, SHOW	DAILY DOUBLE	QUINELLA	TRIFECTA
RUI	1,057,806	52,583	6,630	781,528
DAA/NMSF	7,059,465	306,141	72,577	5,090,046
SRP	513,680	27,067	2,320	435,491
SUN	5,002,241	319,455	43,642	3,965,204
ZIA	1,684,574	23,763	3,098	814,368
	<b>15,317,766</b>	<b>729,009</b>	<b>128,267</b>	<b>11,086,637</b>

2014	TWIN TRIFECTA	EXACTA	ODD/EVEN	PICK SEVEN SUPERFECTA	DAILY TRIPLE	SIMULCAST TOTAL HANDLE
RUI	298,170	766,514	-0-	421,458	100,032	3,484,721
DAA/NMSF	1,479,517	5,516,024	-0-	3,496,444	589,358	23,609,572
SRP	89,660	493,074	0	175,099	62,322	1,798,713
SUN	1,336,111	4,791,887	-0-	2,772,083	425,140	18,655,763
ZIA	34,175	1,061,253	-0-	299,781	23,097	3,944,109
	<b>3,237,633</b>	<b>12,628,752</b>	<b>-0-</b>	<b>7,164,865</b>	<b>1,199,949</b>	<b>51,492,878</b>

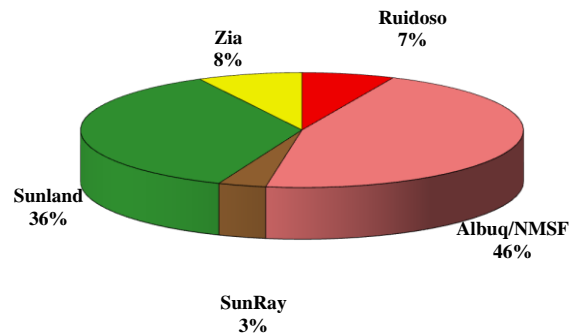
2013	STRAIGHT PLACE, SHOW	DAILY DOUBLE	QUINELLA	TRIFECTA
RUI	1,078,915	63,842	12,158	763,645
DAA/NMSF	7,046,210	279,337	93,456	4,977,102
SRP	611,267	25,017	4,337	457,370
SUN	5,298,800	337,688	71,609	4,106,774
ZIA	1,518,723	27,335	3,447	697,790
	<b>15,553,915</b>	<b>733,219</b>	<b>185,007</b>	<b>11,002,681</b>

2013	TWIN TRIFECTA	EXACTA	ODD/EVEN	PICK SEVEN SUPERFECTA	DAILY TRIPLE	SIMULCAST TOTAL HANDLE
RUI	295,947	703,263	-0-	366,880	115,045	3,399,695
DAA/NMSF	1,404,009	5,209,230	-0-	3,476,075	599,917	23,085,336
SRP	108,364	586,501	0	202,941	70,489	2,066,286
SUN	992,127	5,144,432	-0-	2,605,725	447,993	19,005,152
ZIA	61,798	913,955	-0-	312,461	33,137	3,568,646
	<b>2,862,245</b>	<b>12,557,381</b>	<b>-0-</b>	<b>6,964,082</b>	<b>1,266,581</b>	<b>51,125,115</b>

### 2014 Simulcast Wagering



### 2014 Simulcast Handle



# THOROUGHBRED & QUARTER HORSE WAGERING & AVERAGES

2014	NO. OF RACES	THOROUGHBRED TOTAL HANDLE	AVERAGE PER RACE	NO. OF RACES	QUARTER HORSE TOTAL HANDLE	AVERAGE PER RACE
RUI	242	8,902,533	36,787	367	16,277,704	44,353
DAA/NMSF	316	6,345,749	20,081	184	2,587,457	14,062
SRP	207	3,994,036	19,295	144	1,452,524	10,087
SUN	500	40,998,599	81,997	337	14,669,511	43,530
ZIA	363	19,830,851	54,630	265	10,202,455	38,500
	<b>1,628</b>	<b>80,071,768</b>	<b>42,558</b>	<b>1,297</b>	<b>45,189,651</b>	<b>30,106</b>

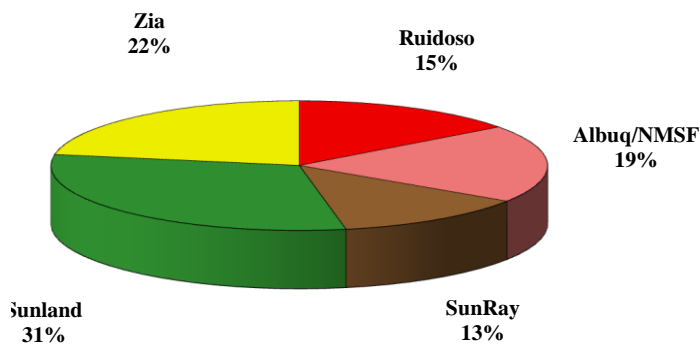
  

2013	NO. OF RACES	THOROUGHBRED TOTAL HANDLE	AVERAGE PER RACE	NO. OF RACES	QUARTER HORSE TOTAL HANDLE	AVERAGE PER RACE
RUI	267	10,253,599	38,403	356	14,010,203	39,355
DAA/NMSF	306	5,266,590	17,211	203	2,152,152	10,602
SRP	220	2,606,837	11,849	135	1,121,777	8,309
SUN	510	45,754,181	89,714	327	14,928,275	45,652
ZIA	379	17,188,309	45,352	260	7,161,585	27,545
	<b>1,682</b>	<b>81,069,517</b>	<b>40,506</b>	<b>1,281</b>	<b>39,373,992</b>	<b>26,292</b>

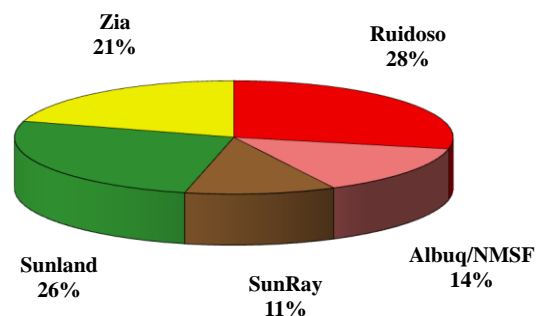
  

2012	NO. OF RACES	THOROUGHBRED TOTAL HANDLE	AVERAGE PER RACE	NO. OF RACES	QUARTER HORSE TOTAL HANDLE	AVERAGE PER RACE
RUI	287	10,352,221	36,070	344	12,011,079	34,916
DAA/NMSF	312	4,387,146	14,061	214	2,294,395	10,721
SRP	249	3,196,603	12,838	151	1,407,658	9,322
SUN	527	46,752,275	88,714	351	15,430,791	43,962
ZIA	362	15,132,956	41,804	263	6,191,142	23,540
	<b>1,737</b>	<b>79,821,202</b>	<b>38,697</b>	<b>1,323</b>	<b>37,335,066</b>	<b>24,492</b>

## 2014 Thoroughbred Races



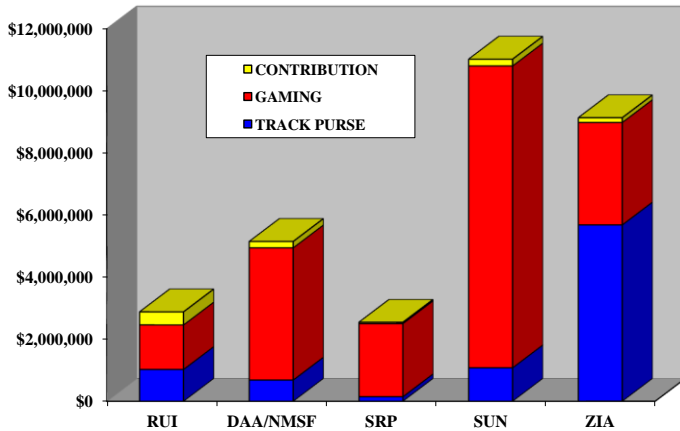
## 2014 Quarter Horse Races



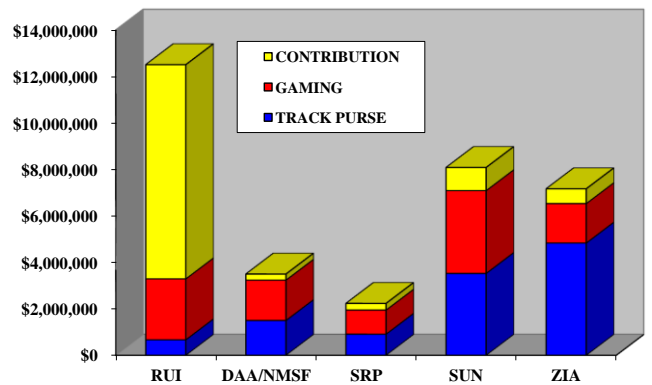
## PURSE DISTRIBUTION

THOROUGHBRED: 2014	RACES	TRACK PURSE	GAMING	CONTRIBUTION	TOTAL PURSE	
RUI	242	1,026,763	1,434,721	420,051	2,881,536	
DAA/NMSF	316	685,901	4,262,131	203,315	5,151,347	
SRP	207	147,929	2,356,950	41,800	2,546,678	
SUN	500	1,078,757	9,731,028	216,906	11,026,691	
ZIA	363	5,685,892	3,301,432	152,075	9,139,399	
	<b>1,628</b>	<b>8,625,242</b>	<b>21,086,261</b>	<b>1,034,148</b>	<b>30,745,651</b>	<b>COMBINED</b>
QUARTER HORSE: 2014	RACES	TRACK PURSE	GAMING	CONTRIBUTION	TOTAL PURSE	PURSE
RUI	367	667,001	2,623,295	9,218,114	12,508,411	15,389,947
DAA/NMSF	184	1,497,906	1,737,869	260,520	3,496,296	8,647,643
SRP	144	909,154	1,038,996	285,580	2,233,730	4,780,408
SUN	337	3,525,229	3,563,128	996,046	8,084,403	19,111,094
ZIA	265	4,832,885	1,698,500	635,647	7,167,033	16,306,432
	<b>1,297</b>	<b>11,432,176</b>	<b>10,661,788</b>	<b>11,395,908</b>	<b>33,489,872</b>	<b>64,235,525</b>
THOROUGHBRED: 2013	RACES	TRACK PURSE	GAMING	CONTRIBUTION	TOTAL PURSE	
RUI	267	871,932	1,749,220	344,832	2,965,984	
DAA/NMSF	306	507,662	2,092,265	100,943	2,700,871	
SRP	220	43,722	2,458,800	53,900	2,556,421	
SUN	510	1,038,388	9,962,398	317,228	11,318,015	
ZIA	379	190,395	9,433,614	172,350	9,796,359	
	<b>1,682</b>	<b>2,652,098</b>	<b>25,696,297</b>	<b>989,253</b>	<b>29,337,649</b>	<b>COMBINED</b>
QUARTER HORSE: 2013	RACES	TRACK PURSE	GAMING	CONTRIBUTION	TOTAL PURSE	PURSE
RUI	356	585,654	2,293,479	8,167,551	11,046,684	14,012,667
DAA/NMSF	203	1,090,094	854,988	134,484	2,079,566	4,780,437
SRP	135	771,395	1,058,074	177,510	2,006,979	4,563,400
SUN	327	3,345,394	3,250,444	1,176,340	7,772,178	18,467,392
ZIA	260	2,169,452	4,426,386	641,699	7,149,378	16,945,736
	<b>1,281</b>	<b>7,961,989</b>	<b>11,883,372</b>	<b>10,297,584</b>	<b>30,054,785</b>	<b>58,769,633</b>

**2014  
Thoroughbred Purse Distribution**



**2014  
Quarter Horse Purse Distribution**



## TRACK RETAINED PARI-MUTUEL REVENUE AND PURSE DISTRIBUTION

THOROUGHBRED:		2014	DAYS	COMMISSION AFTER STATE TAX	BREAKAGE	TOTAL RETAINED REVENUE	PURSE	
	RUI		61	1,817,161	59,316	1,876,477	2,461,484	
	DAA/NMSF		54	1,301,679	30,844	1,332,523	4,948,032	
	SRP		39	874,237	21,366	895,603	2,504,878	
	SUN		76	8,602,589	178,657	8,781,247	10,809,785	
	ZIA		56	4,352,795	99,138	4,451,932	8,987,324	
			<b>286</b>	<b>16,948,461</b>	<b>389,322</b>	<b>17,337,783</b>	<b>29,711,503</b>	
QUARTER HORSE:		2014	DAYS	COMMISSION AFTER STATE TAX	BREAKAGE	TOTAL RETAINED REVENUE	PURSE	
	RUI		61	3,322,561	108,456	3,431,017	3,290,296	
	DAA/NMSF		54	530,755	12,577	543,332	3,235,776	
	SRP		39	317,937	7,770	325,707	1,948,150	
	SUN		76	3,078,051	63,925	3,141,976	7,088,357	
	ZIA		56	2,239,399	51,004	2,290,403	6,531,385	
			<b>286</b>	<b>9,488,703</b>	<b>243,731</b>	<b>9,732,434</b>	<b>22,093,964</b>	
SIMULCAST:		2014	DAYS	COMMISSION AFTER STATE TAX	BREAKAGE	TOTAL RETAINED REVENUE	PURSE	COMBINED TRACK PURSE
	RUI		365	711,292	23,218	734,510	-0-	5,751,780
	DAA/NMSF		365	4,842,941	114,758	4,957,698	-0-	8,183,808
	SRP		365	393,712	9,622	403,335	-0-	4,453,028
	SUN		365	3,914,472	81,295	3,995,767	-0-	17,898,141
	ZIA		365	865,717	169,861	1,035,578	-0-	15,518,710
			<b>1825</b>	<b>10,728,134</b>	<b>398,754</b>	<b>11,126,888</b>	<b>-0-</b>	<b>51,805,467</b>
THOROUGHBRED:		2013	DAYS	COMMISSION AFTER STATE TAX	BREAKAGE	TOTAL RETAINED REVENUE	PURSE	
	RUI		60	2,078,043	72,104	2,150,148	2,621,151	
	DAA/NMSF		57	1,075,942	25,754	1,101,695	2,599,928	
	SRP		39	567,524	14,074	581,598	2,502,521	
	SUN		76	9,570,594	188,878	9,759,471	11,000,787	
	ZIA		56	3,770,214	7,236	3,843,450	9,624,009	
			<b>288</b>	<b>17,062,317</b>	<b>308,046</b>	<b>17,436,362</b>	<b>28,348,396</b>	
QUARTER HORSE:		2013	DAYS	COMMISSION AFTER STATE TAX	BREAKAGE	TOTAL RETAINED REVENUE	PURSE	
	RUI		61	2,839,374	98,521	2,937,896	2,879,133	
	DAA/NMSF		54	439,675	10,524	450,199	1,945,082	
	SRP		42	244,218	6,056	250,274	1,829,469	
	SUN		77	3,122,610	61,625	3,184,235	7,772,178	
	ZIA		54	1,570,876	30,514	1,601,390	7,149,378	
			<b>288</b>	<b>8,216,753</b>	<b>207,241</b>	<b>8,423,995</b>	<b>21,575,241</b>	
SIMULCAST:		2013	DAYS	COMMISSION AFTER STATE TAX	BREAKAGE	TOTAL RETAINED REVENUE	PURSE	COMBINED TRACK PURSE
	RUI		365	688,998	23,907	712,905	-0-	5,500,285
	DAA/NMSF		365	4,176,234	112,888	4,829,122	-0-	4,545,010
	SRP		365	449,843	11,156	460,999	-0-	4,331,990
	SUN		365	3,975,387	78,455	4,053,842	-0-	17,596,625
	ZIA		365	782,774	118,955	901,729	-0-	16,219,847
			<b>1825</b>	<b>10,073,236</b>	<b>345,361</b>	<b>10,958,597</b>	<b>-0-</b>	<b>48,193,757</b>

## **New Mexico Racing Commission 2014 Race Season**

**Sunland Park (Sunland Park) 76 Days – Friday, Saturday, Sunday, Tuesday**

**December 6,7,8,10,13,14,15,17,20,21,22,26,27,28,29  
January 2,3,4,5,7,10,11,12,14,17,18,19,21,24,25,26,28,30,31  
February 1,4,7,8,9,11,14,15,16,18,21,22,23,25,28  
March 1,2,4,7,8,9,11,14,15,16,18,21,22,23,25,28,29,30  
April 1,4,5,6,8,11,12,13,15**

**SunRay Park (Farmington, NM)  
39 Days – Friday Saturday, Sunday, Tuesday**

**April 18, 19,20, 22,25,26,27,29  
May 2,3,4,6,9,10,11,13,16,17,18,20,23,24,25,27,30,31  
June 1,3,6 7,8,10,13,14,15,17,20,21,22**

**Ruidoso Downs (Ruidoso Downs, NM)  
61 Days – Friday, Saturday, Sunday, Monday**

**May 22, 23,24,25,26,30,31  
June 1,2,6,7,8,9,13,14,15,16,20,21,22,23,27,28,29,30  
July 3,4,5,6,11,12,13,14,18,19,20,21,25,26,27,28  
August 1,2,3,4,8,9,10,11,14,15,16,17,22,23,24,25,29,30,31  
September 1**

**Downs at Albuquerque (Albuquerque, NM)  
37 Days – Friday, Saturday, Sunday, Wednesday**

**August 2,3,6,8,9,10,13,15,16,17,20,22,23,24,27,29,30,31  
September 1,27,28  
October 1,3,4,5,8,10,11,12,15,17,18,19,22,24,25,26**

**New Mexico State Fair (Albuquerque, NM)  
17 Days**

**September 5,6,7,10,11,12,13,14,15,16,17,18,19,20,21,24,26**

**Zia Park (Hobbs, NM)  
56 Days – Saturday, Sunday, Monday, Tuesday**

**September 6,7,8,9,13,14,15,16,20,21,22,23,27,28,29,30  
October 4,5,6,7,11,12,13,14,18,19,20,21,25,26,27,28**